

North American HVAC Products Ltd.

Atom X Dual Fuel Quick Start Guide



Atom X

DISCOVER
easyCOMFORT

Page 1

Max Piping
Length 164' ft.



Atom X Factory Charge Table

ODU Capacity <i>Ton</i>	R454B <i>LBS (oz.)</i>
1.5	3.64 (58.24)
2	3.64 (58.24)
2.5	6.83 (109.28)
3	6.83 (109.28)
4	9.04 (144.64)
5	9.04 (144.64)

Atom X Trim Charge

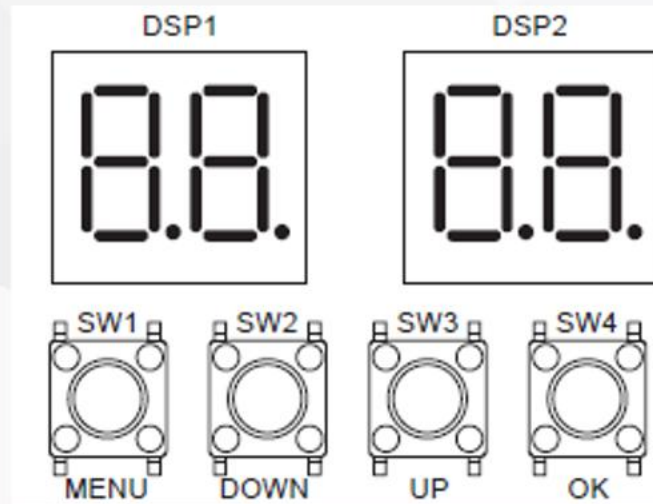
Liquid Line	Amount Per Foot (<i>lbs.</i>)
3/8 in.	.036

Atom X 24V 2 Stage Wiring Configuration

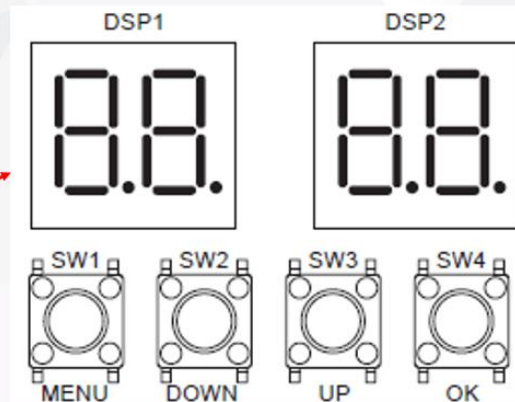


OUTDOOR UNIT SET-UP

ODU Display and Navigation

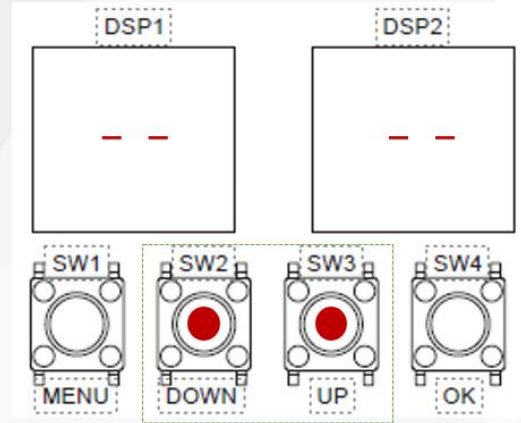


- Down + Up = Long Press (5 sec.)
- Up/Down = Cycle through Menu Options
- OK = Select menu level and Specific option
- DSP 1 will show main menu level
- DSP 2 will show secondary level





Press and Hold SW2 + SW3 simultaneously for 5 seconds

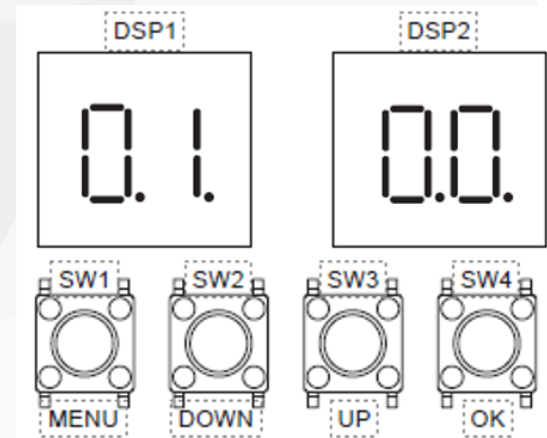


Select System Type

- DSP1 will show 01
- Use Up or Down to select 0, 1, or 2 for DSP2
- 0 = VRF IDUs (default)
- 1 = 24VAC AHU B
- 2 = 24VAC AHU O
- Once IDU type has been selected press OK

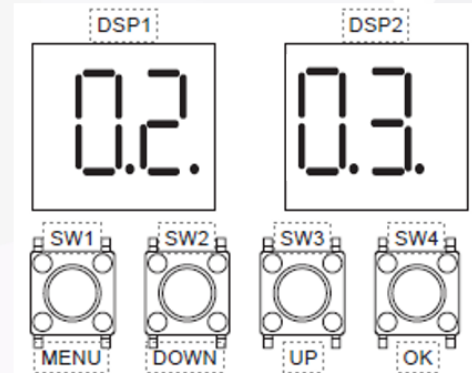
For example, VRF IDUs have been configured in this image.

Note: It is important to configure the 24vac thermostat for O or B operation as well.



Set Quantity of IDUs

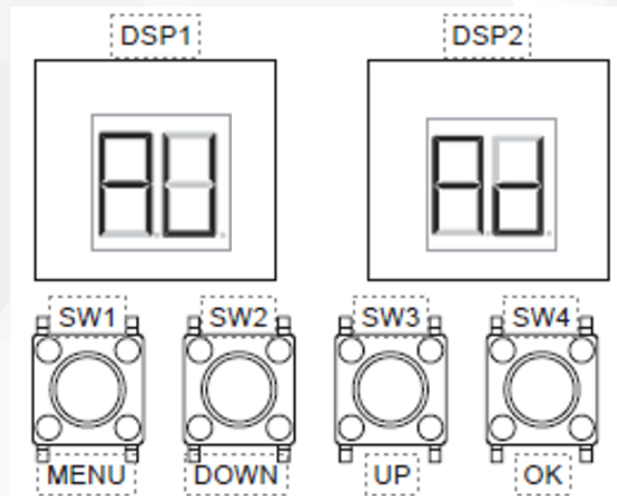
- Once IDU type has been configured, the quantity of IDUs will need to be set.
- DSP1 should read 02 & DSP2 should read 00
- Using the UP key, set the Qty. of IDUs in the system. DSP2 should reflect qty. of IDUs configured. For example, there are 3 IDUs manually configured in the picture to the right.
- Once the IDU Qty. has been set press OK.



Auto Address

- Once the IDU Qty has been set, the ODU will begin to Auto Address each discoverable IDU.
- You will begin to see DSP2 counting each IDU discovered.

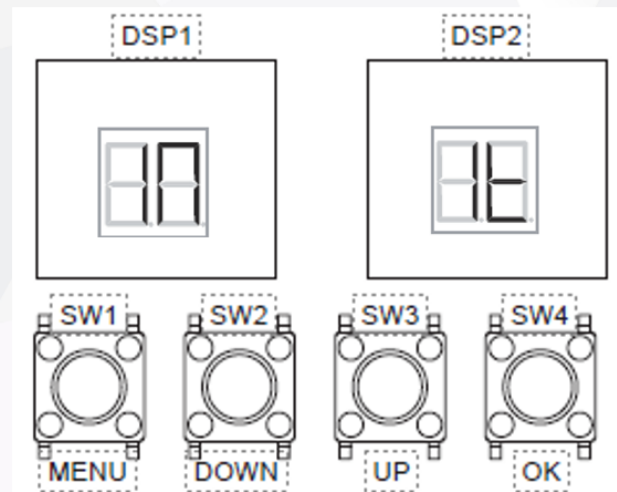
Note: This process may take up to 5 – 10 minutes.



Initialization

- Once the Auto Addressing is completed, the PCB will display IN 1E.
- IN 1E is the system initialization process.
- Once the initialization process has been completed the ODU will either enter stand-by 00 00 or provide an error code as the configuration may have been entered incorrectly.

Note: This process may take up to 5 minutes.



Atom X Commissioning Flow Chart Summary

