

SUBMITTAL DATA SHEET

Series Name: Electric Heater
Model Number: EAH-20F(UL)



Heater

Location: _____
 Engineer: _____
 Submitted to: _____
 Submitted by: _____
 Reference: _____

Approval: _____
 Date: _____
 Construction: _____
 Unit #: _____
 Drawing #: _____

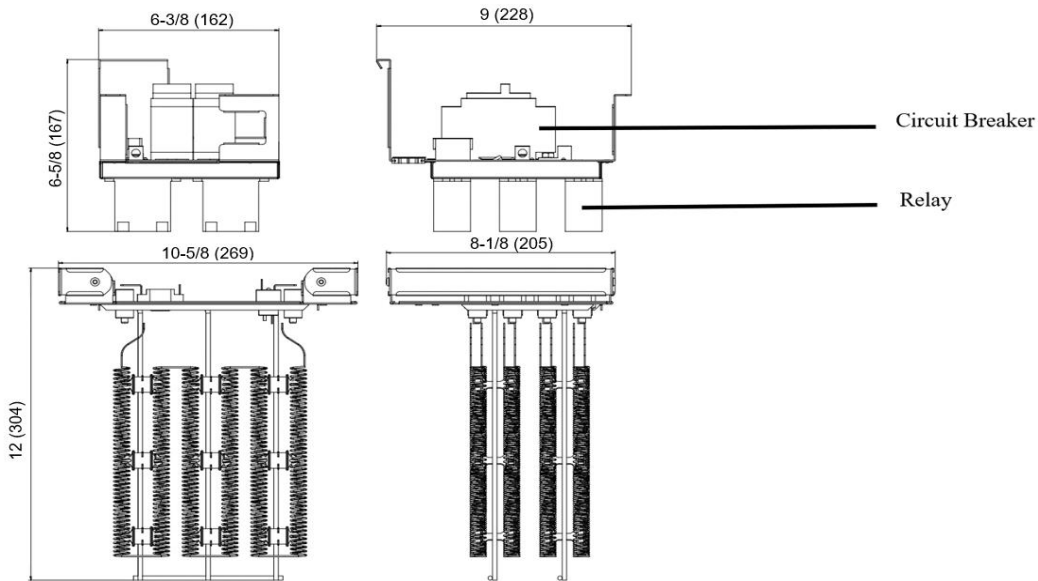
SPECS

Code	22013201000085	
Model	EAH-20F(UL)	
Normal Operational Voltage	(V, Ph, Hz)	208 / 230, 1, 60
Current	A	72.1 / 80.0
Heat Power	kW	15.00 / 18.40
MCA(Circuit 1)	A	46 / 53
MOCP(Circuit 1)	A	50 / 60
MCA(Circuit 2)	A	46 / 53
MOCP(Circuit 2)	A	50 / 60
Heater dimension	mm	559 x 269 x 205
	inch	22 x 10-5/8 x 8-1/8
Packaging dimension	mm	650 x 380 x 260
	inch	25-5/8 x 15 x 10-1/4
Net Weight	kg	4.2
	lbs	8.5
Gross Weight	kg	7.4
	lbs	16.3



Heater dimension

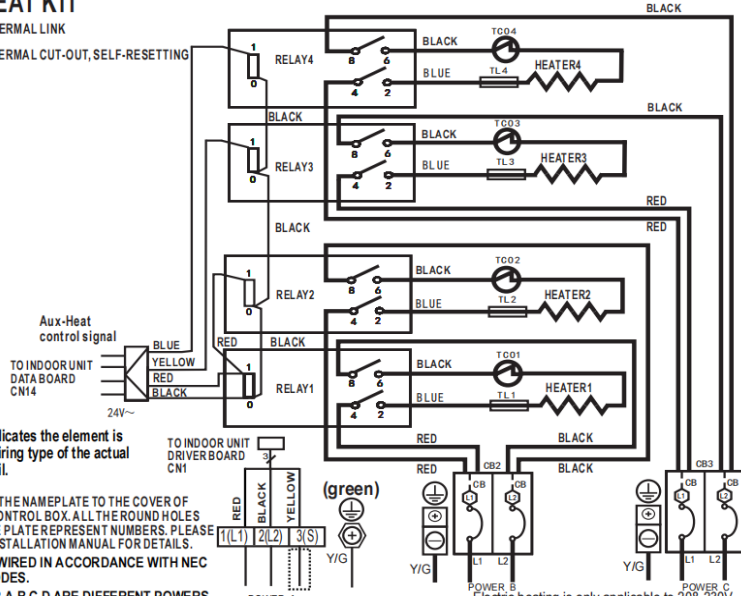
unit: Inch (mm)



Wiring diagram

20KW HEAT KIT

- :THERMAL LINK
- :THERMAL CUT-OUT, SELF-RESETTING



NOTE1: This symbol indicates the element is optional. The wiring type of the actual unit shall prevail.


NOTE2: PLEASE ATTACH THE NAMEPLATE TO THE COVER OF THE ELECTRIC CONTROL BOX. ALL THE ROUND HOLES LOCATED ON THE PLATE REPRESENT NUMBERS. PLEASE REFER TO THE INSTALLATION MANUAL FOR DETAILS.

NOTE3: TO BE WIRED IN ACCORDANCE WITH NEC AND LOCAL CODES.

NOTE4: POWER A,B,C,D ARE DIFFERENT POWERS.

Round hole number	Relay number	Round hole number	Circuit breaker number
○	RELAY1	○	CB2
○○	RELAY2	○○	CB3
○○○	RELAY3	○○○	
○○○○	RELAY4	○○○○	

The wiring mode of power supply A shall be based on the type of original wiring terminal of AHU; for type A, S position must be connected to the outdoor S; for type B, S position shall not be connected. When using 115VAC, connect L1 and L2 (L2 is used as N).



Electric heating is only applicable to 208-230V.

North American HVAC Products Ltd.

Add.: #100 5118 N Fraser Wy, Burnaby, BC V5J 0H1

Tel: 604-430-8496 info@nahvac.com www.nahvac.com

Midea reserves the right to change the specifications of the product, and to withdraw or replace products without prior notification or public announcement.
Midea is constantly developing and improving its products.