

# SUBMITTAL DATA SHEET

Series Name: Electric Heater  
Model Number: EAH-25F(UL)




## Heater

Location: \_\_\_\_\_  
 Engineer: \_\_\_\_\_  
 Submitted to: \_\_\_\_\_  
 Submitted by: \_\_\_\_\_  
 Reference: \_\_\_\_\_

Approval: \_\_\_\_\_  
 Date: \_\_\_\_\_  
 Construction: \_\_\_\_\_  
 Unit #: \_\_\_\_\_  
 Drawing #: \_\_\_\_\_

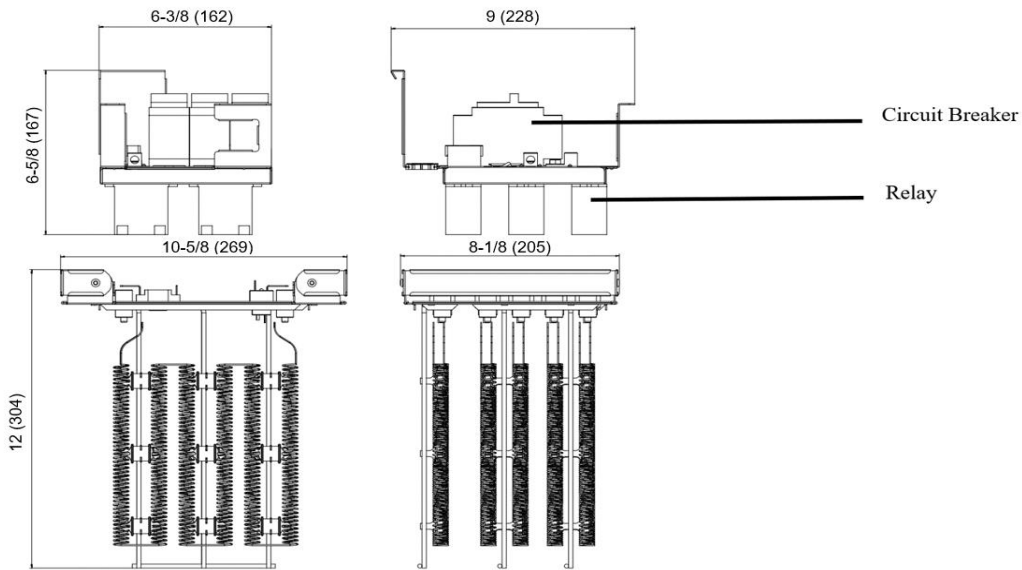
## SPECS

<b>Code</b>	22013201000102	
<b>Model</b>	EAH-25F(UL)	
<b>Normal Operational Voltage</b>	(V, Ph, Hz)	208 / 230, 1, 60
<b>Current</b>	A	90.0 / 100.0
<b>Heat Power</b>	kW	18.75 / 23.00
<b>MCA(Circuit 1)</b>	A	23 / 27
<b>MOCP(Circuit 1)</b>	A	25 / 30
<b>MCA(Circuit 2)</b>	A	46 / 53
<b>MOCP(Circuit 2)</b>	A	50 / 60
<b>MCA(Circuit 3)</b>	A	46 / 53
<b>MOCP(Circuit 3)</b>	A	50 / 60
<b>Heater dimension</b>	mm	559 x 269 x 205
	inch	22 x 10-5/8 x 8-1/8
<b>Packaging dimension</b>	mm	650 x 380 x 260
	inch	25-5/8 x 15 x 10-1/4
<b>Net Weight</b>	kg	5.1
	lbs	10.3
<b>Gross Weight</b>	kg	8.4
	lbs	18.5





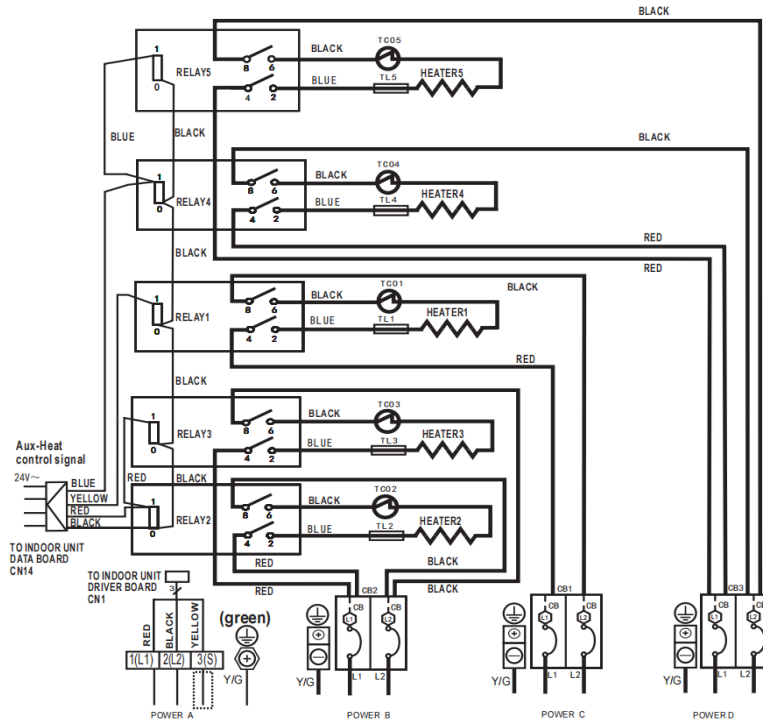
## Heater dimension

unit: Inch (mm)




# 25KW HEAT KIT

-  : THERMAL LINK
-  : THERMAL CUT-OUT, SELF-RESETTING











Electric heating is only applicable to 208-230V.

NOTE1:   
 This symbol indicates the element is optional. The wiring type of the actual unit shall prevail.

NOTE2:  
 PLEASE ATTACH THE NAMEPLATE TO THE COVER OF THE ELECTRIC CONTROL BOX. ALL THE ROUND HOLES LOCATED ON THE PLATE REPRESENT NUMBERS. PLEASE REFER TO THE INSTALLATION MANUAL FOR DETAILS.

NOTE3: TO BE WIRED IN ACCORDANCE WITH NEC AND LOCAL CODES.

NOTE4: POWER A,B,C,D ARE DIFFERENT POWERS.

Round hole number	Relay number	Round hole number	Circuit breaker number
	RELAY 1		CB1
	RELAY 2		CB2
	RELAY 3		CB3
	RELAY 4		
	RELAY 5		

The wiring mode of power supply A shall be based on the type of original wiring terminal of AHU; for type A, S position must be connected to the indoor S; for type B, S position shall not be connected. When using 115VAC, connect L1 and L2 (L2 is used as N).



## **North American HVAC Products Ltd.**

---

Add.: #100 5118 N Fraser Wy, Burnaby, BC V5J 0H1

Tel: 604-430-8496 [info@nahvac.com](mailto:info@nahvac.com) [www.nahvac.com](http://www.nahvac.com)

Midea reserves the right to change the specifications of the product, and to withdraw or replace products without prior notification or public announcement.  
Midea is constantly developing and improving its products.