

SUBMITTAL DATA SHEET



Series Name: PWHP
Model Number: MAH09H1AGR

Console Heat Pump System

Location:	Approval:
Engineer:	Date:
Submitted to:	Construction:
Submitted by:	Unit #:
Reference:	Drawing #:



INDOOR SPEINDOOR SPECIFICATIONCIFICATION

Indoor Air Flow (Turbo/H/M/L/Si) (CFM)	346 / 205 / 126
Indoor Noise Level (Turbo/H/L/S) (dBA)	51/43/30(heating mode)
Indoor sound power level(H/L/S) (dBA)	57/47/39(heating mode)

OUTDOOR SPECIFICATION

Compressor Type	ROTARY
Compressor Model	KCK103D33UE4KR3
Compressor Brand	GMCC
Refrigerant	R32
Refrigerant charged Amount(oz/kg)	32.3 (0.915)
Refrigerant Oil Charge(mL)	280
Refrigerant Oil	POE VG75R
Outdoor Air Flow (Max) (CFM)	955/677/241
Outdoor Noise Level (dBA)	65.6/-/42(heating mode)

UNIT (WITHOUT BRACKET) SPECIFICATION

Package (WxDxH)	inch	37x28 3/8 x22 7/8
	mm	940x720x580
Net/Gross Weight	lbs	127.2/141.3
	kg	57.7/64.1

BRACKET SPECIFICATION

Package (WxDxH)	inch	28x28x12 3/8
	mm	710x710x315
Net/Gross Weight	lbs	18.3/30.9
	kg	8.3/14
Qty per 20' / 40' / 60' HO	Unit and Bracket	52/105/120

EFFICIENCY

Cooling		Heating	
CEER	17.6	HEER	11.0
EER	12.4	COP	4.05

PERFORMANCE of Cooling

Cooling (Btu/hr)

1. @ 95°F Rated	9,500
2. @ 109°F Rated	7000
3. @ 92°F Rated: Capacity / EER	9,850 / 13.13
Standard Operating Range(°F/°C)	64~122 (18 ~ 50)

PERFORMANCE of Heating

Heating (Btu/hr)

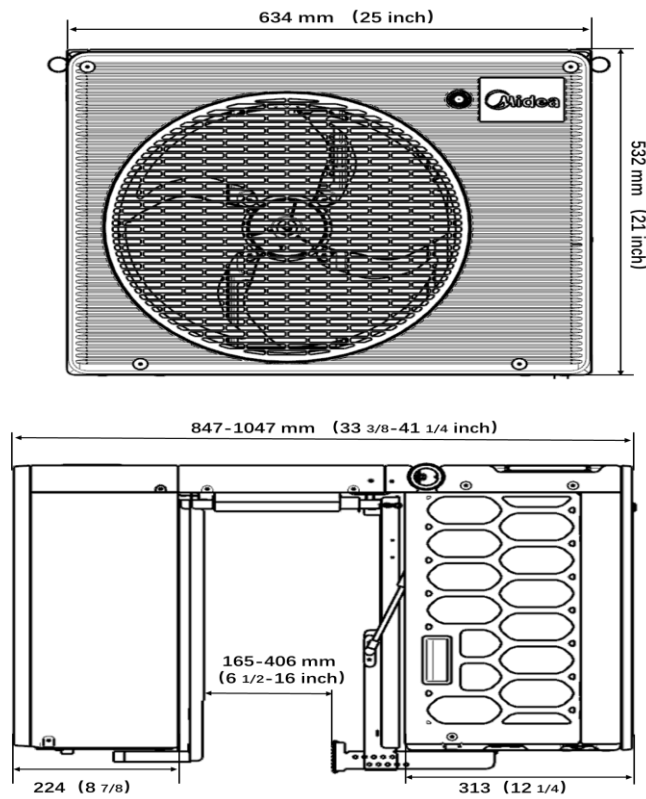
1. @ 47°F Rated	9,000
2. @ 17°F Rated	9,000
3. @ 5°F Rated: Capacity / COP	9,000 / 2.08
3. @ -4°F Rated	7,500
4. @ 13°F Rated	6,200
5. @ 22°F Rated	5,000
Standard Operating Range(°F/°C)	-13 ~ 86 (-25 ~ 30)

ELECTRICAL

Power Supply	115V,1Ph, 60Hz
Voltage Range	103-126
System MCA	15.0
System MOCP	20
Compressor RLA	6
Outdoor Fan Motor RLA	0.29
Outdoor Fan Motor W	66
Indoor Fan Motor RLA	0.1
Indoor Fan Motor W	22
System Power Input @ Cooling (W)	780
System Power Input @ Heating (W)	650
MCA: Min. circuit amps (A)	MOCP: Max. over current protection (A)
RLA: Rated load amps (A)	W: Fan motor rated output (W)

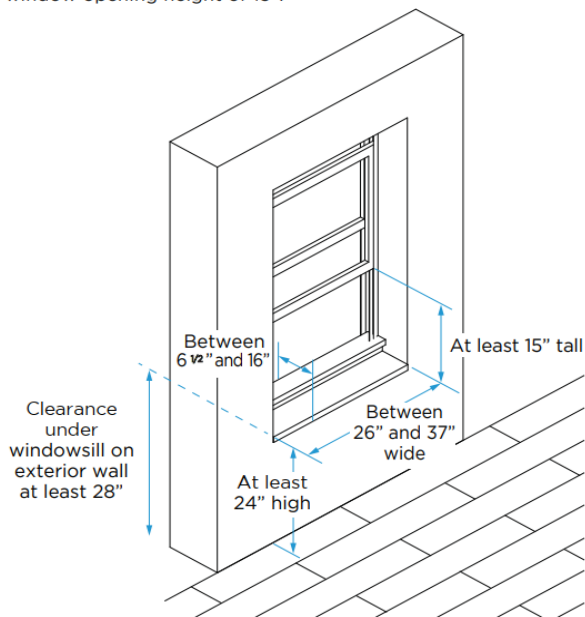
Unit Dimension

Unit: inch (mm)

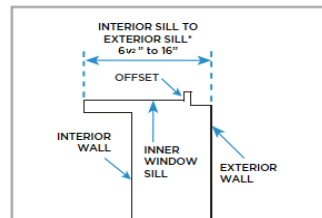
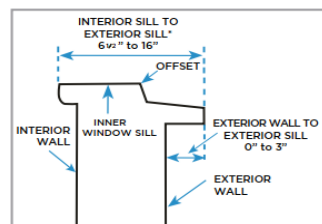


Installation Instruction

Your unit is designed to install in standard double hung windows with opening widths at least 26" and a window opening height of 15".



NOTE
To ensure enough clearance below the window for the unit, do not install in a window above a radiator.



NOTE
If the window does not have an interior or exterior sill, measure to the interior and exterior walls.

FEATURES

- Compact Design
- Real Heat Pump Performance
 - 5°F/-15°C 100% Heating with COP up to 2.0
 - -22°F/-30°C Continuous Operation
 - AC & cold climate heat pump,
- Year Round Room Comfort
 - AC & cold climate heat pump
 - Air leakage same as Estar window
 - Ability to open window
 - Supper quiet operation (down to 30 dBA)
- Easy Installation
 - Installable with 2 people
 - Standard 120V outlet
 - No drilling or building modifcaiton
 - Factory charged R-32 refrigerant
- WiFi capability: through WiFi dongle or wired controller with built-in WiFi
- OTA(by using WiFi dongle)

North American HVAC Products Ltd.

Add.: #100 5118 N Fraser Wy, Burnaby, BC V5J 0H1

Tel: 604-430-8496 info@nahvac.com www.nahvac.com

Midea reserves the right to change the specifications of the product, and to withdraw or replace products without prior notification or public announcement.
Midea is constantly developing and improving its products.