

R454b Refrigerant

SUBMITTAL DATA SHEET



Series Name: Ceiling&Floor Regular Series
Model Number: MFBHS-H36B-2A/MO1BU-H36B-2A

Ceiling&Floor Regular System

Location:	Approval:
Engineer:	Date:
Submitted to:	Construction:
Submitted by:	Unit #:
Reference:	Drawing #:



INDOOR SPEINDOOR SPECIFICATIONCIFICATION

Indoor Air Flow (Turbo/H/M/L/Si) (CFM)	1224 / 1089 / 989 / 765 / 653	
Indoor Noise Level (Turbo/H/M/L/Si) (dBA)	51 / 49 / 45 / 37 / 33	
Dimension (WxDxH)	inch	65 x 26-5/8 x 9-1/4
	mm	1650 x 675 x 235
Package (WxDxH)	inch	67-7/8 x 29-3/4 x 12-1/2
	mm	1725 x 755 x 318
Net/Gross Weight	lbs	89 / 105
	kg	40.3 / 47.6

OUTDOOR SPECIFICATION

Compressor Type	ROTARY	
Compressor Model	KTF310D43UMT	
Refrigerant	R454B	
Refrigerant Oil Charge(mL)	1000	
Refrigerant Oil	VG74	
Outdoor Air Flow (Max) (CFM)	2,413	
Outdoor Noise Level (dBA)	64	
Dimension (WxDxH)	inch	37-1/4 x 16-1/8 x 31-7/8
	mm	946 x 410 x 810
Package (WxDxH)	inch	42-7/8 x 19-5/8 x 34-7/8
	mm	1090 x 500 x 885
Net/Gross Weight	lbs	152 / 162
	kg	69.1 / 73.7

EFFICIENCY

Cooling		Heating	
SEER2	20	HSPF2-4	10.0
EER2	10.1	COP	3.34

PERFORMANCE of Cooling

Cooling (Btu/hr)	
Rated Capacity	36,000
Min/Max Capacity	7,300~39,500
Moisture Removal(L/h)	3.23
Standard Operating Range(*F/*C)	-13~122 (-25~50)
Conditions:	Indoor: 80°F DB/67°F WB Outdoor: 95°F DB/75°F WB

PERFORMANCE of Heating

Heating (Btu/hr)	
1. @ 47°F Rated	38,000
1. @ 47°F Min/Max Capacity	14,100~40,400
2. @ 17°F Rated	26,400
3. @ 5°F Rated: Capacity / COP	26,000 / 2.17
3. @ 5°F Max: Capacity	26,000
Standard Operating Range(*F/*C)	-13~75 (-25~24)
1. Conditions:	Indoor: 70°F DB/60°F WB Outdoor: 47°F DB/43°F WB
2. Conditions:	Indoor: 70°F DB/60°F WB Outdoor: 17°F DB/15°F WB
3. Conditions	Indoor: 70°F DB/60°F WB Outdoor: 5°F DB/5°F WB

ELECTRICAL

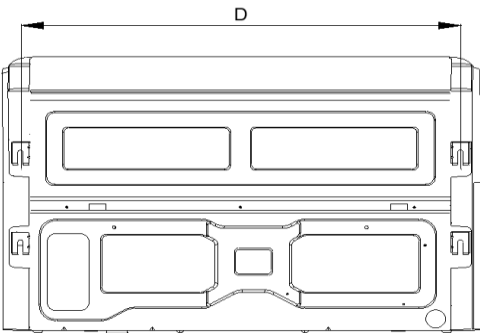
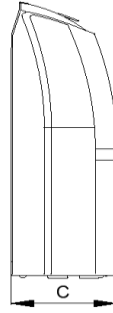
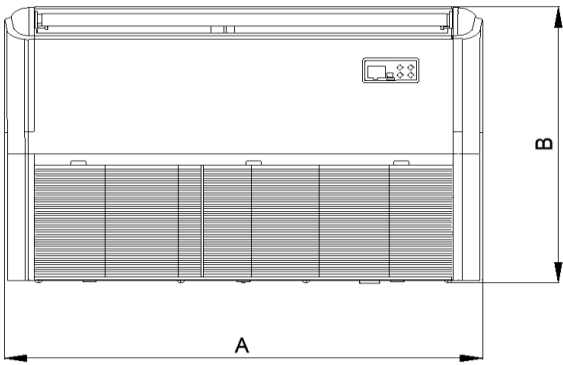
Power Supply	208 / 230 V, 60 Hz, 1 Ph
System MCA	33.0
Connection Wiring	AWG 14/3
System MOCP	35.0
Compressor RLA	21.5
Outdoor Fan Motor RLA	1.4
Outdoor Fan Motor W	120
Indoor Fan Motor RLA	1
Indoor Fan Motor W	90
System Power Input @ Cooling (W)	3,529 (560~4,180)
System Power Input @ Heating (W)	3,334 (855~3,500)
MCA: Min. circuit amps (A)	MOCP: Max. over current protection (A)
RLA: Rated load amps (A)	W: Fan motor rated output (W)

PIPING

Throttle type(Indoor)	N/A
Throttle type(Outdoor)	EXV+Throttle valve
Liquid Size	3/8" (9.52 mm)
Gas Size	3/4" (19 mm)
Max. Piping Length(ft/m)	246 (75)
Max. Height Difference(ft/m)	98 (30)
Max. Pre-charged Length(ft/m)	25 (7.5)
Refrigerant Pre-charged Amount(oz/kg)	92 (2.6)
Additional Charge of Refrigerant((oz/ft)/(g/m)	0.32 (30)
Connection Method	Flared

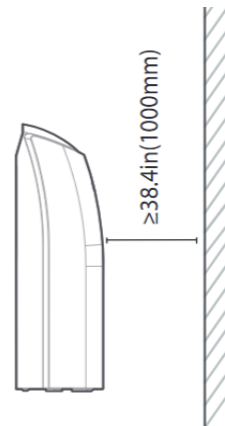
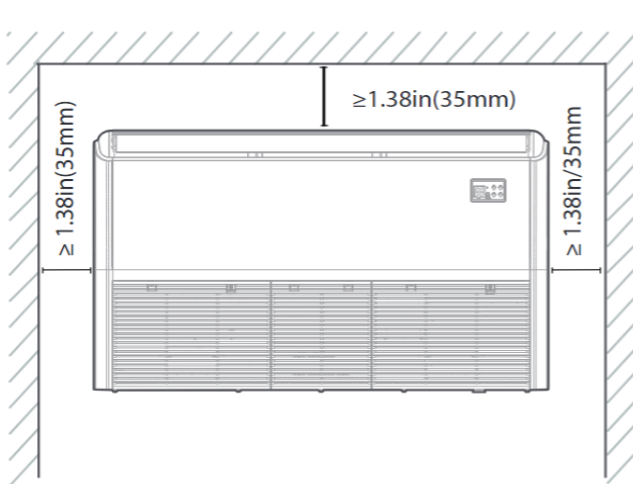
Indoor Unit Dimension

Unit: inch (mm)



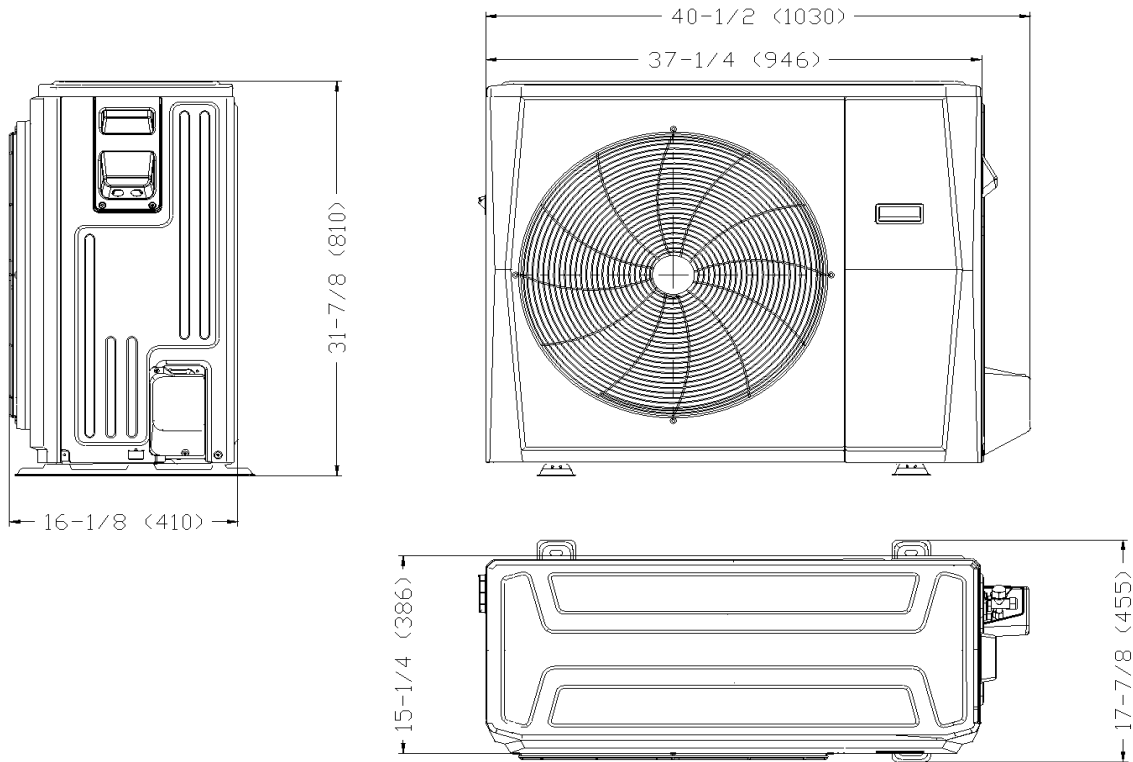
Model	A	B	C	D
18K~24K	42	26-5/8	9-1/4	38-3/4
36K~60K	65	26-5/8	9-1/4	61-5/8

Installation Instruction

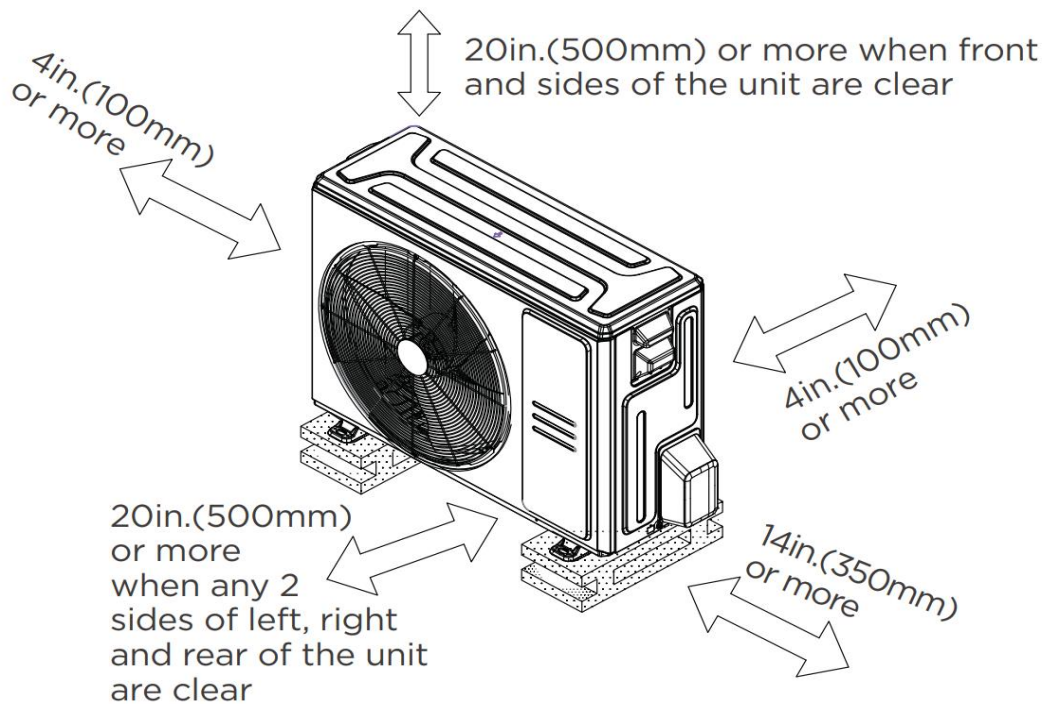


Outdoor Unit Dimension

Unit: inch (mm)



Installation Instruction



FEATURES

- 2 Style Installation
- 3D Airflow
- Refrigerant leakage detection sensor
- Humidity sensor
- “88” display tube
- 1~100% fan speed setting
- WiFi capability: through WiFi dongle or wired controller with built-in WiFi
- OTA(by using WiFi dongle)
- 2-pin connector(HA/HB) for programmable wired controller
- Multiple control options available:
 - Two way communication wired controller:120N(X6)
 - Two way communication wired controller with built-in WiFi:120N(X6W)
 - Infrared wired controller: 120L
 - Wireless remote controller
 - Third-Party 24V Thermostat*

*24V interface is required.

North American HVAC Products Ltd.

Add.: #100 5118 N Fraser Wy, Burnaby, BC V5J 0H1

Tel: 604-430-8496 info@nahvac.com www.nahvac.com

Midea reserves the right to change the specifications of the product, and to withdraw or replace products without prior notification or public announcement.
Midea is constantly developing and improving its products.