

# R454b Refrigerant

# SUBMITTAL DATA SHEET



Series Name: Ceiling&Floor Regular Series  
 Model Number: MFBHS-H60B-2A/MO1BU-H60B-2A

### Ceiling&Floor Regular System

Location:	Approval:
Engineer:	Date:
Submitted to:	Construction:
Submitted by:	Unit #:
Reference:	Drawing #:



### INDOOR SPEINDOOR SPECIFICATIONCIFICATION

Indoor Air Flow (Turbo/H/M/L/Si) (CFM)	1366 / 1236 / 1118 / 883 / 777	
Indoor Noise Level (Turbo/H/M/L/Si) (dBA)	55 / 55 / 50 / 42 / 39	
Dimension (WxDxH)	inch	65 x 26-5/8 x 9-1/4
	mm	1650 x 675 x 235
Package (WxDxH)	inch	67-7/8 x 29-3/4 x 12-1/2
	mm	1725 x 755 x 318
Net/Gross Weight	lbs	95 / 111
	kg	43.2 / 50.5

### OUTDOOR SPECIFICATION

Compressor Type	ROTARY	
Compressor Model	KTQ420D1UMU	
Refrigerant	R454B	
Refrigerant Oil Charge(mL)	1400	
Refrigerant Oil	VG74	
Outdoor Air Flow (Max) (CFM)	4,238	
Outdoor Noise Level (dBA)	63.5	
Dimension (WxDxH)	inch	37-1/2 x 16-3/8 x 52-1/2
	mm	952 x 415 x 1333
Package (WxDxH)	inch	43-1/8 x 19-1/2 x 57-1/2
	mm	1095 x 495 x 1460
Net/Gross Weight	lbs	209 / 240
	kg	95 / 108.9

### EFFICIENCY

Cooling		Heating	
SEER2	19.5	HSPF2-4	9.5
EER2	9.5	COP	3.05

### PERFORMANCE of Cooling

Cooling (Btu/hr)	
Rated Capacity	54,000
Min/Max Capacity	15,000-54,500
Moisture Removal(L/h)	7.48
Standard Operating Range(*F/*C)	-13~122 (-25~50)
Conditions:	Indoor: 80°F DB/67°F WB Outdoor: 95°F DB/75°F WB

### PERFORMANCE of Heating

Heating (Btu/hr)	
1. @ 47°F Rated	60,000
1. @ 47°F Min/Max Capacity	20,200-60,000
2. @ 17°F Rated	37,200
3. @ 5°F Rated: Capacity / COP	35,000 / 2.01
3. @ 5°F Max: Capacity	35,000
Standard Operating Range(*F/*C)	-13~75 (-25~24)
1. Conditions:	Indoor: 70°F DB/60°F WB Outdoor: 47°F DB/43°F WB
2. Conditions:	Indoor: 70°F DB/60°F WB Outdoor: 17°F DB/15°F WB
3. Conditions:	Indoor: 70°F DB/60°F WB Outdoor: 5°F DB/5°F WB

### ELECTRICAL

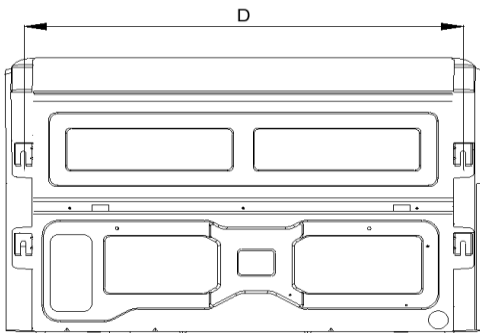
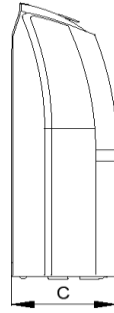
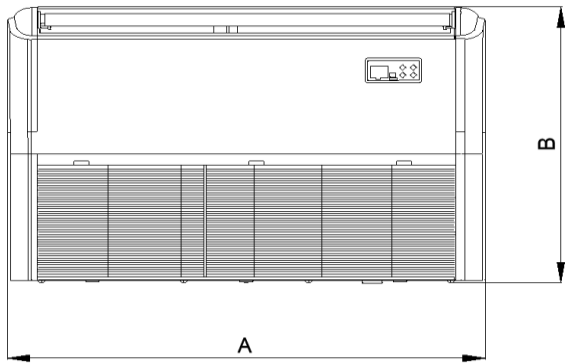
Power Supply	208 / 230 V, 60 Hz, 1 Ph
System MCA	42.0
Connection Wiring	AWG 14/3
System MOCP	45.0
Compressor RLA	25
Outdoor Fan Motor RLA	2.2
Outdoor Fan Motor W	85
Indoor Fan Motor RLA	2
Indoor Fan Motor W	160
System Power Input @ Cooling (W)	5,625 (1,400-6,050)
System Power Input @ Heating (W)	5,765 (1,150-5,765)
MCA: Min. circuit amps (A)	MOCP: Max. over current protection (A)
RLA: Rated load amps (A)	W: Fan motor rated output (W)

### PIPING

Throttle type(Indoor)	N/A
Throttle type(Outdoor)	EXV+Throttle valve
Liquid Size	3/8" (9.52 mm)
Gas Size	3/4" (19 mm)
Max. Piping Length(ft/m)	246 (75)
Max. Height Difference(ft/m)	98 (30)
Max. Pre-charged Length(ft/m)	25 (7.5)
Refrigerant Pre-charged Amount(oz/kg)	145 (4.1)
Additional Charge of Refrigerant((oz/ft)/(g/m)	0.32 (30)
Connection Method	Flared

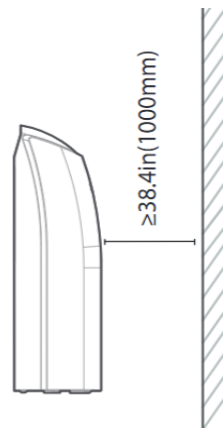
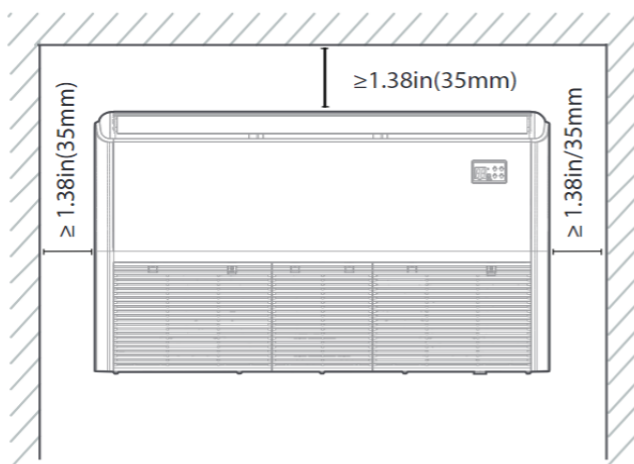
Indoor Unit Dimension

Unit: inch (mm)



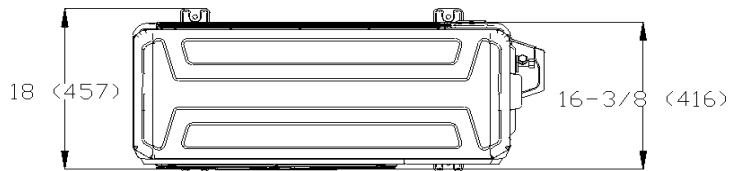
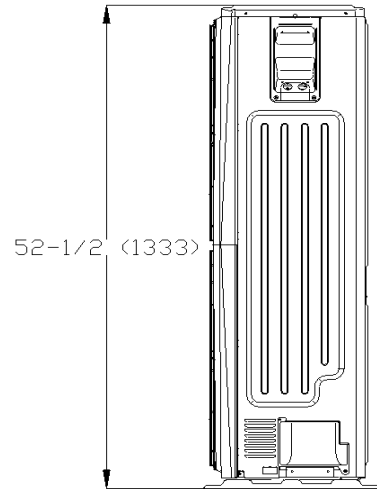
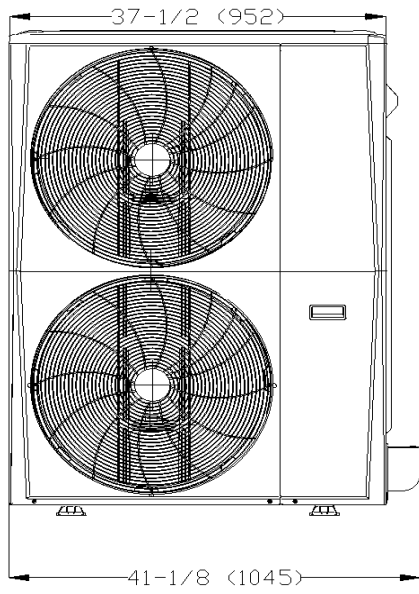
Model	A	B	C	D
18K~24K	42	26-5/8	9-1/4	38-3/4
36K~60K	65	26-5/8	9-1/4	61-5/8

Installation Instruction

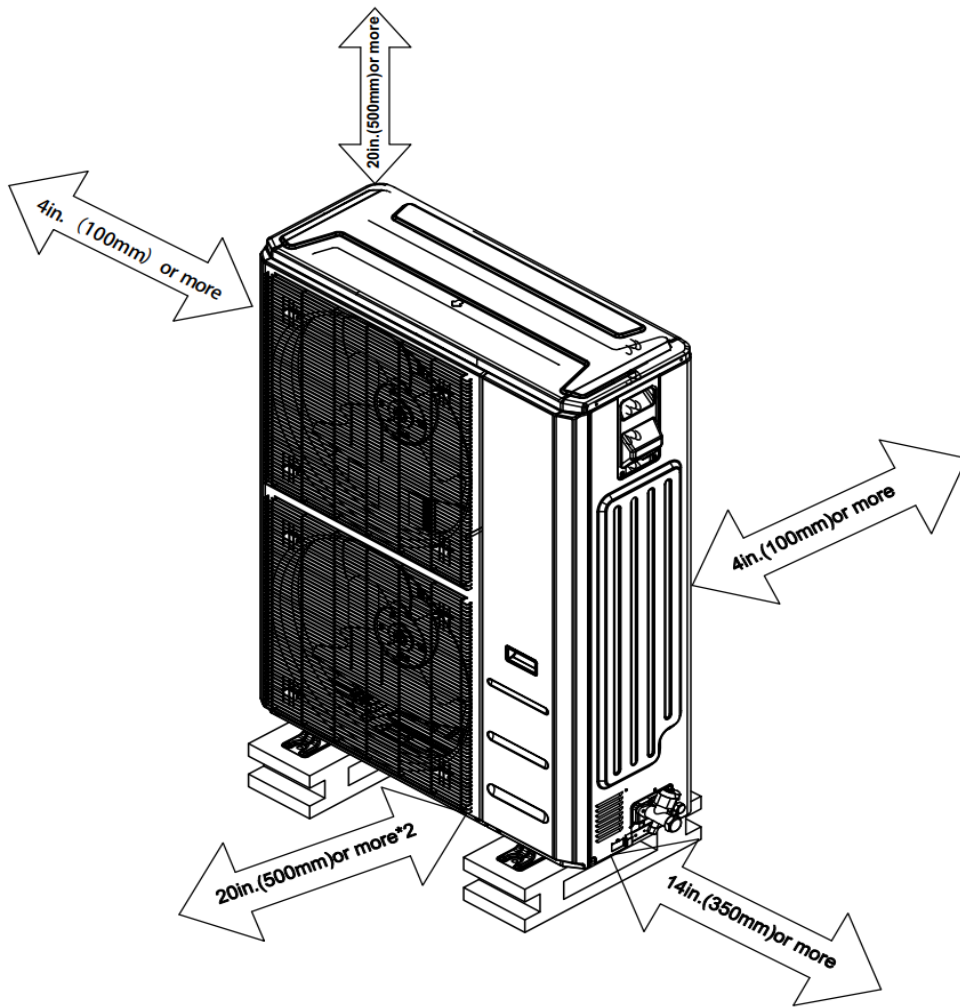


Outdoor Unit Dimension

Unit: inch (mm)



Installation Instruction



## FEATURES

- 2 Style Installation
- 3D Airflow
- Refrigerant leakage detection sensor
- Humidity sensor
- “88” display tube
- 1~100% fan speed setting
- WiFi capability: through WiFi dongle or wired controller with built-in WiFi
- OTA(by using WiFi dongle)
- 2-pin connector(HA/HB) for programmable wired controller
- Multiple control options available:
  - Two way communication wired controller:120N(X6)
  - Two way communication wired controller with built-in WiFi:120N(X6W)
  - Infrared wired controller: 120L
  - Wireless remote controller
  - Third-Party 24V Thermostat\*

\*24V interface is required.

## **North American HVAC Products Ltd.**

---

Add.: #100 5118 N Fraser Wy, Burnaby, BC V5J 0H1

Tel: 604-430-8496 [info@nahvac.com](mailto:info@nahvac.com) [www.nahvac.com](http://www.nahvac.com)

Midea reserves the right to change the specifications of the product, and to withdraw or replace products without prior notification or public announcement.  
Midea is constantly developing and improving its products.