

R454b Refrigerant

SUBMITTAL DATA SHEET



Series Name: Ceiling&Floor Energy Star Series
Model Number: MFBHU-H18B-2A/MO1E5-H18B-2A

Ceiling&Floor Heat Pump System

Location:	Approval:
Engineer:	Date:
Submitted to:	Construction:
Submitted by:	Unit #:
Reference:	Drawing #:



INDOOR SPEINDOOR SPECIFICATIONCIFICATION

Indoor Air Flow (Turbo/H/M/L/Si) (CFM)	577 / 547 / 486 / 421 / 421	
Indoor Noise Level (Turbo/H/M/L/Si) (dBA)	43 / 43 / 40 / 32 / 29	
Dimension (WxDxH)	inch	42 x 26-5/8 x 9-1/4
	mm	1068 x 675 x 235
Package (WxDxH)	inch	45-1/8 x 29-3/4 x 12-1/2
	mm	1145 x 755 x 318
Net/Gross Weight	lbs	58 / 71
	kg	26.5 / 32.0

OUTDOOR SPECIFICATION

Compressor Type	ROTARY	
Compressor Model	KSN140D58UFZ	
Refrigerant	R454B	
Refrigerant Oil Charge(mL)	440	
Refrigerant Oil	VG74	
Outdoor Air Flow (Max) (CFM)	1,766	
Outdoor Noise Level (dBA)	57	
Dimension (WxDxH)	inch	35 x 13-1/2 x 26-1/2
	mm	890 x 342 x 673
Package (WxDxH)	inch	39-1/8 x 15-5/8 x 29-1/8
	mm	995 x 398 x 740
Net/Gross Weight	lbs	93 / 100
	kg	42.0 / 45.5

EFFICIENCY

Cooling		Heating	
SEER2	22.3	HSPF2-4	10.4
EER2	12.5	COP	3.30

PERFORMANCE of Cooling

Cooling (Btu/hr)	
Rated Capacity	18,000
Min/Max Capacity	7,000~19,300
Moisture Removal(L/h)	2.10
Standard Operating Range(*F/*C)	-13~122 (-25~50)
Conditions:	Indoor: 80°F DB/67°F WB Outdoor: 95°F DB/75°F WB

PERFORMANCE of Heating

Heating (Btu/hr)	
1. @ 47°F Rated	18,000
1. @ 47°F Min/Max Capacity	7,200~22,200
2. @ 17°F Rated	13,700
3. @ 5°F Rated: Capacity / COP	12,800 / 2.05
3. @ 5°F Max: Capacity	12,800
Standard Operating Range(*F/*C)	-13~75 (-25~24)
1. Conditions:	Indoor: 70°F DB/60°F WB Outdoor: 47°F DB/43°F WB
2. Conditions:	Indoor: 70°F DB/60°F WB Outdoor: 17°F DB/15°F WB
3. Conditions	Indoor: 70°F DB/60°F WB Outdoor: 5°F DB/5°F WB

ELECTRICAL

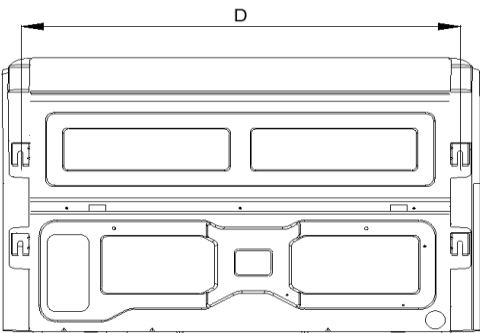
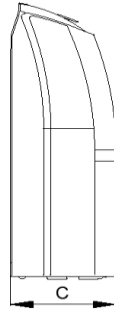
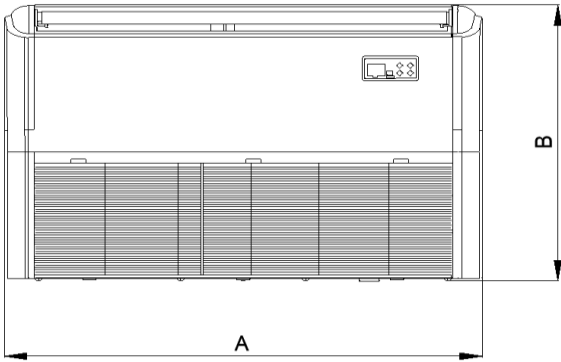
Power Supply	208 / 230 V,60 Hz,1 Ph	
System MCA	18.0	
Connection Wiring	AWG 14/4	
System MOCP	20.0	
Compressor RLA	10	
Outdoor Fan Motor RLA	0.9	
Outdoor Fan Motor W	80	
Indoor Fan Motor RLA	1	
Indoor Fan Motor W	96	
System Power Input @ Cooling (W)	1,440 (570~1,680)	
System Power Input @ Heating (W)	1,599 (415~1,990)	
MCA: Min. circuit amps (A)	MOCP: Max. over current protection (A)	
RLA: Rated load amps (A)	W: Fan motor rated output (W)	

PIPING

Throttle type(Indoor)	N/A
Throttle type(Outdoor)	EXV+Throttle valve
Liquid Size	1/4" (6.35 mm)
Gas Size	1/2" (12.7 mm)
Max. Piping Length(ft/m)	98 (30)
Max. Height Difference(ft/m)	66 (20)
Max. Pre-charged Length(ft/m)	25 (7.5)
Refrigerant Pre-charged Amount(oz/kg)	48 (1.36)
Additional Charge of Refrigerant((oz/ft)/(g/m)	0.16 (15)
Connection Method	Flared

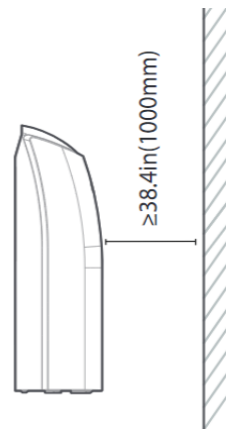
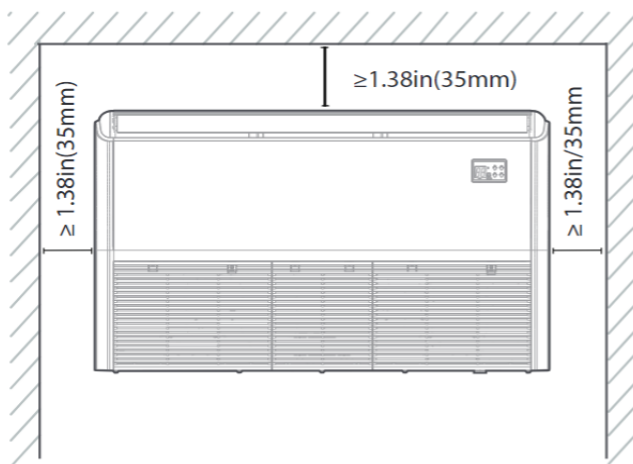
Indoor Unit Dimension

Unit: inch (mm)



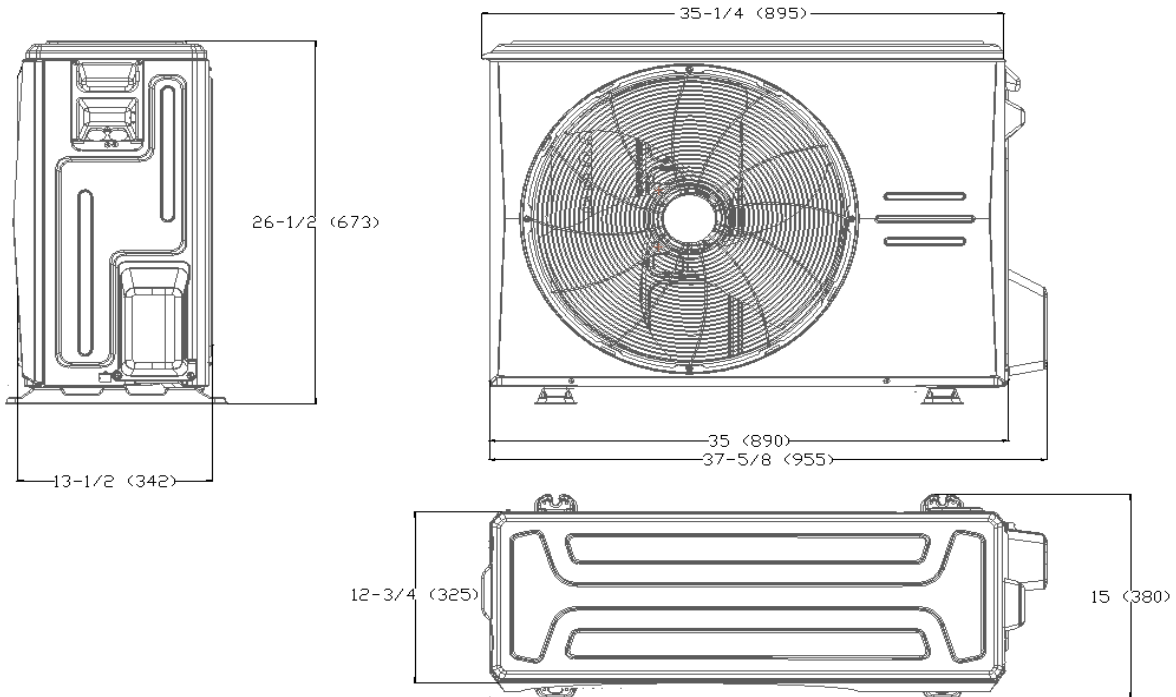
Model	A	B	C	D
18K~24K	42	26-5/8	9-1/4	38-3/4
36K~60K	65	26-5/8	9-1/4	61-5/8

Installation Instruction

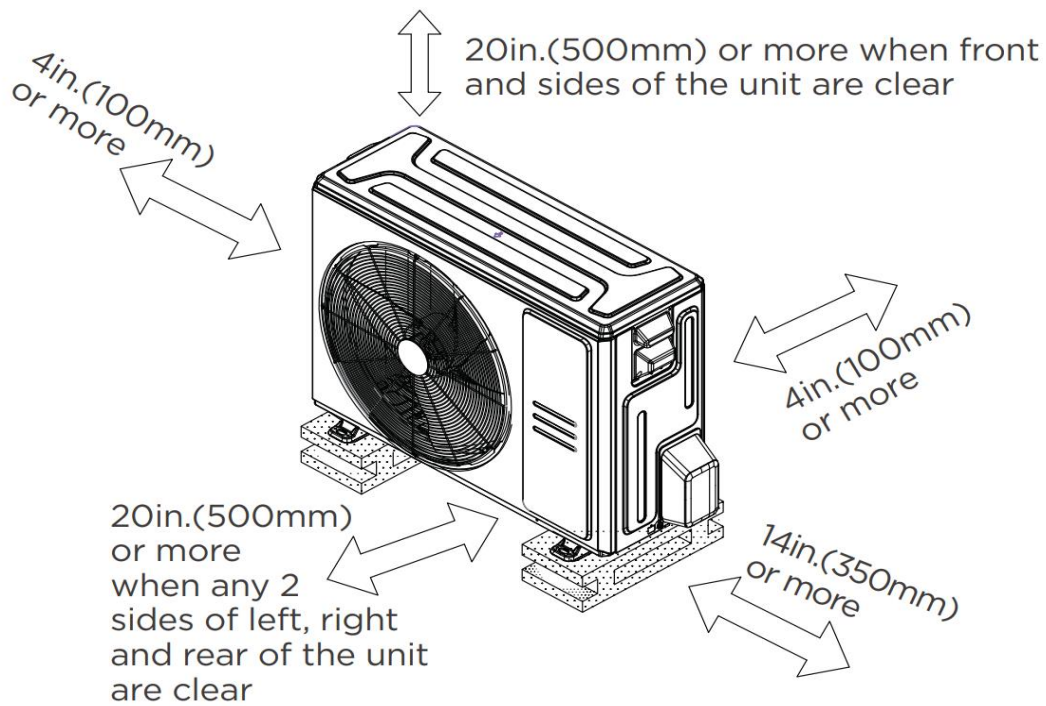


Outdoor Unit Dimension

Unit: inch (mm)



Installation Instruction



FEATURES

- 2 Style Installation
- 3D Airflow
- Refrigerant leakage detection sensor
- Humidity sensor
- “88” display tube
- 1~100% fan speed setting
- WiFi capability: through WiFi dongle or wired controller with built-in WiFi
- OTA(by using WiFi dongle)
- 2-pin connector(HA/HB) for programmable wired controller
- Multiple control options available:
 - Two way communication wired controller:120N(X6)
 - Two way communication wired controller with built-in WiFi:120N(X6W)
 - Infrared wired controller: 120L
 - Wireless remote controller
 - Third-Party 24V Thermostat*

*24V interface is required.

North American HVAC Products Ltd.

Add.: #100 5118 N Fraser Wy, Burnaby, BC V5J 0H1

Tel: 604-430-8496 info@nahvac.com www.nahvac.com

Midea reserves the right to change the specifications of the product, and to withdraw or replace products without prior notification or public announcement.
Midea is constantly developing and improving its products.