

Midea

EVOX G³



Midea EVOX G³ Inverter Central Ducted Systems

Easy Upgrade Solutions
Home Heating Reform

The Timing is Right for Heat Pump Integration

The Inflation Reduction Act (IRA) introduces a comprehensive package of tax incentives and rebates aimed at lowering energy costs and promoting the use of clean energy technologies. Among these incentives is a **30% income tax credit** for costs for clean energy equipment, including **heat pumps of up to \$2,000**. This credit can be combined with additional credits up to \$1,200 for other qualified upgrades in one tax year and is available through 2032.

California

Inflation Reduction Act Residential Energy Rebate Programs: Homeowners in California can access up to \$14,000 in point-of-sale rebates for the purchase and installation of qualified ENERGY STAR appliances through the Home Electrification and Appliance Rebates (HEEHRA) program.




New York State

Clean Heat State Rebate Program : The Clean Heat State Rebate Program offers up to \$15,000 for the installation of ENERGY STAR-certified cold-climate air source heat pumps.



Oregon

Heat Pump Incentive Programs: Oregon residents, particularly in manufactured homes, can benefit from \$3,500 to \$4,000 cash incentives for ducted and ductless heat pumps from Energy Trust of Oregon.



2024 **EVOX G³** Easy Upgrades for the Next Step Forward



Heating Performance Upgrade



Energy Efficiency Upgrade



Easy Application Upgrade



Heating Performance Upgrade


Extraordinary Cold Climate Heating Performance

Continuous Operation Down to


-22°F/-30°C

Up to **100%** Heating Output at

-13°F/-25°C With COP Up to **1.8**



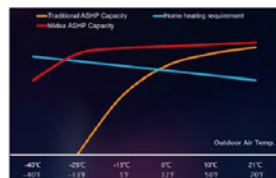
M-Powevi Compressor Technology



When the system operates under extreme cold conditions, the compressor supplies mid-temperature vapor to increase the total amount of compressed refrigerant, enhancing the heat performance.



High efficiency compressor motor and optimized exhaust channel result in large discharge capacity.



Conquer the technical challenges of traditional heat pumps.

Manufacturer Partner of DOE's Cold Climate Heat Pump Technology Challenge

G³ Model just Passed the DOE CCHP Lab Test

5°F/-15°C

Surpassing DOE cold climate specification of

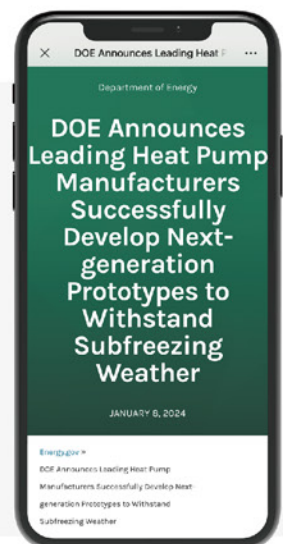

2.4 COP*

At -13°F/-25°C

118% of Rated Capacity Heating Output with a COP of

1.92*

*Based on testing result of a Midea 3-ton system



Following two years of continuous technological advancements:

Relies on the real two-stage refrigerant compression process, also with an intermediary injection of additional refrigerant vapor technology

The upgraded G³ Model passed the DOE CCHP Lab Test with a single fan horizontal discharge ODU — transitioning from a dual-fan to a single-fan design, resulting in a more compact unit size.

-31°F/ -35°C

100% Heating output*

-40°F/ -40°C

90% Heating output*

*Based on testing result of a Midea 3-ton system

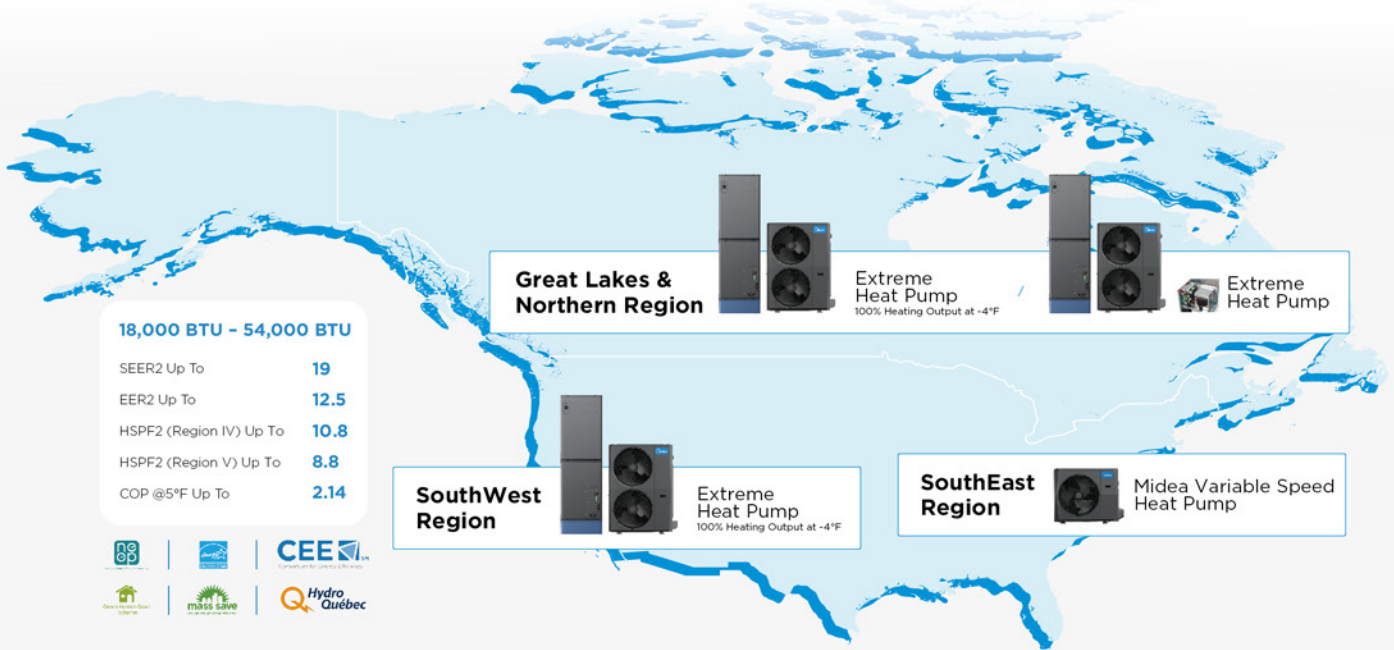


Energy Efficiency Upgrade

Full Product Line Exceeds ENERGY STAR Most Efficient Specifications

2025 CEE Split ASHP Specification	CEE Level	SEER2	EER2	HSPF2	COP at 5°F*	Capacity Ratio**
CEE Tier 1						
Path A	>16.0	>9.8	>8.5	>1.75	>60% at 5°F/47°F	
Path B	>16.0	>11.0	>8.0	>1.75	>45% at 5°F/47°F	

2026 CEE Split ASHP Specification	CEE Level	SEER2	EER2	HSPF2	COP at 5°F*	Capacity Ratio**	Load Management†
CEE Tier 1							
Path A	>16.0	>9.8	>8.5	>1.75	>60% at 5°F/47°F		AHRI 1380
Path B	>16.0	>11.0	>8.0	>1.75	>45% at 5°F/47°F		AHRI 1380




Midea's High Efficiency Technology

Outdoor Unit: Horizontal Discharge Design




Horizontal Discharge Fan and Vertical High Efficiency Heat Exchanger



The unit structure with horizontal fan and vertical heat exchanger guarantee more uniform and efficient heat exchanging velocity across the entire heat exchanger surface. When the temperature gets low, the system shows higher heat exchanging efficiency and provides stronger heating output..

Indoor Unit: M-Coil & Symmetric Fan Blower



Conventional Air Handler

Traditional Fan Blower
Uneven Airflow

A-Coil
30% Airflow Difference between Evaporators
Up to 0.32 in. W.C. Pressure Drop



EVOX G³ Air Handler

Symmetric Fan Blower Design
Even Airflow & Higher Efficiency

M-Coil
2% Airflow Difference between Evaporators
Less than 0.02 in. W.C. Pressure Drop

Easy Application Upgrade

Direct Replacement of Gas Furnaces

Continuous Operation Down to
-22°F/-30°C



Up to **100%** Heating Output at
-13°F/-25°C

With COP Up to **1.8**

Continuous Operation Up to
122°F/50°C



Up to **100%** cooling Output at
110°F/43°C

Up to **85%** cooling Output at
115°F/46°C



3-Stage Auxiliary Heat Kit (Optional)

- Up to 25kW auxiliary heat
- Allowing for customized setting
- Automatic activation and adjustment according to the temperature changes
- More accurate control over temperature and electricity consumption


10kw

15kw

25kw

Same Width, Adaptive Voltage, Easy Upgrade

Multi-voltage – 115V & 208/230V all in one



Automatically identifying the required voltage, no need for manual conversion.



Automatically adapting to existing voltage system.



Eliminating the hassle of rewiring.

14.5"-21.5" – Same width as the same capacity gas furnace

Narrow design as compared to competitive high-efficient air handlers



18K/24K
17-1/2" × 21" × 45"

30K/36K
21" × 21" × 49"

60K
24-1/2" × 21" × 53"

EVOX 2

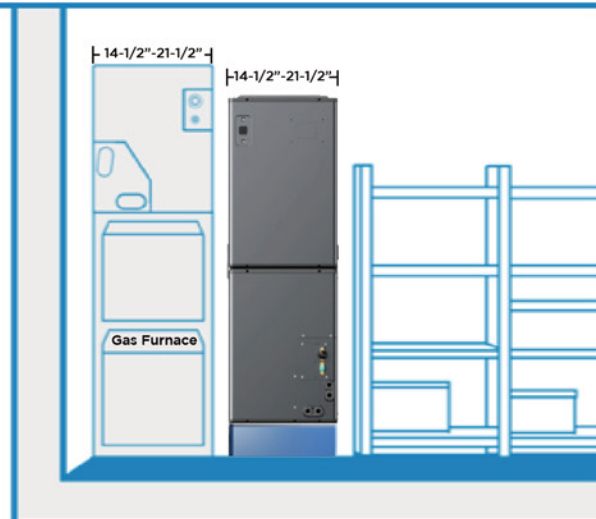


18K/24K
14-1/2" × 21-1/2" × 53-7/8"

30K/36K
17-1/2" × 21-1/2" × 58-1/8"

48K/60K
21-1/2" × 21-1/2" × 60-1/8"

EVOX 6



Easy Application Upgrade

Innovative Latching Modular Design



“Lightweight, compact, and easy to carry up and down stairs; Solves the big problem of how to get air handlers up into attics”



Simplify the Installation Process

For Shifting to Different Installation Styles

Conventional

At least 5 steps:

1. Removing the panel



2. Taking out the coil rotate 180°



3. Reinstalling the coil



4. Attaching the panel



5. Turning over the AHU



EVOX G³
2 steps:

1. Screwless reconfiguration of the modules



2. Reconnecting the two modules



For Lowboy Application

EVOX G³



Convenient "lowboy" installation for height restricted applications. We fit where other brands cannot, making G³ highly adaptable.

6-Way Installations



Easy Application Upgrade

Computational Constant Airflow 2.0 Adapts to Different Ductwork Conditions & Filtration Needs

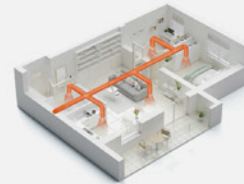
Computational Constant Airflow technology enables airflow to automatically adapt to the existing ductwork design, or issues caused by blocked coils, dirty filters and improper duct sizing. This is done by adjusting output power and fan speeds.



Up to 1.2" Static Pressure*



Total Static Pressure **0.4"**
Total Air Flow Volume **1200CFM**



Total Static Pressure **1.2"**
Total Air Flow Volume **1200CFM**



Normal Filter
Total Static Pressure **0.4"**
Total Air Flow Volume **1200CFM**



MERV 13
Total Static Pressure **1.2"**
Total Air Flow Volume **1200CFM**

*Based on the testing result of the unit without auxiliary electric heater.

Allows Customized Air Volume for The Whole Home of Up to 60 Levels

The upgraded Computational Constant Airflow technology also offers flexibility to adjust air volume according to the customers' personal needs. All of the adjustments can be made easily through the "Engineer Mode" on the remote control/wired controller.

A

Case 1:
A house in a southern hot region like Las Vegas needs faster cooling

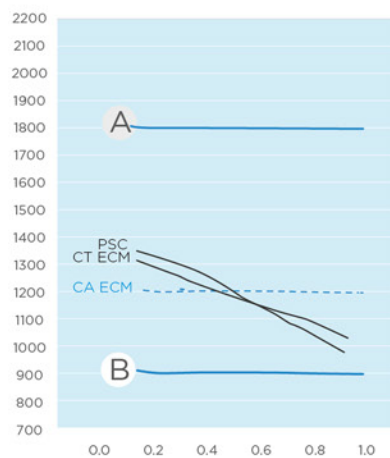
B

Case 2:
A limited space needs smaller airflow

Case 3:
Some homeowners prefer a quieter environment

CFM vs Total ESP

CFM (cu.ft./min)



A broad and adjustable constant air volume range with up to 60 levels

Total ESP (External Static Pressure)

Engineer Mode

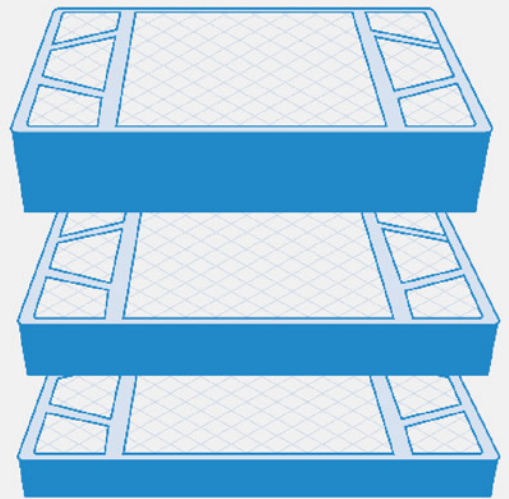




4 inches

2 inches

1 inch



Easy to Enjoy

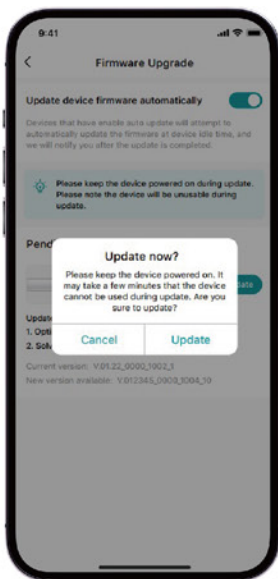
Your Healthy Home

Enhanced Filtration Module

Compatible with 1", 2" and 4" MERV 13 filter that will capture more dust, pollen, particulates, and pet hair/dandruff out of the air, keeping the evaporator coil cleaner and leading to higher efficiency and comfort.

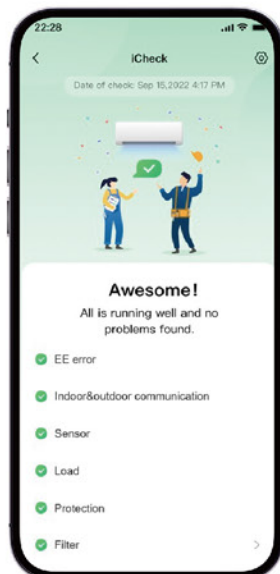
Your Evolving System

Remote Upgrade & Self-Diagnosis Capability



OTA

Remotely upgrade your systems for the latest software update



iCheck

It's like a doctors appointment for your HVAC, so that you can check your system's health at home

Your Smart Home

Smart Control with Midea Communicating Thermostat & SmartHome App



SmartHome App



Next-Gen Communicating Thermostat



Set your schedule
Customize your specific comfort schedule



Manage your comfort
Enjoy your desired air flow, temperature and relative humidity at home



Keep an eye on your electricity usage
Take a look at your power consumption at any time

Easy to Conserve

Demand Response/CTA 2045 for the Smart Grid Community

1

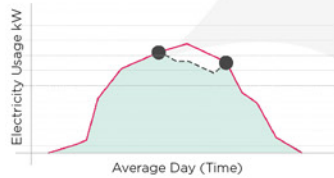
Complying with and benefiting from local utility policies

2

Reducing or diverting electricity consumption during peak hours

Messages:

- Day, hour, minute ahead
- Real time
- Negotiation messages
- Price events
- Power increase/decrease
- Reporting
- Others



R454B Refrigerant Was Chosen For the Full Product Line

Enjoy lower carbon emissions with A2L refrigerant - low Global Warming Potential (GWP) of 466



3rd Gen AHU Air Handler Extreme Heat_Specification

Up to 19 SEER2

Model	Indoor Unit		MAUSE-H18B-2A	MAUSE-H24B-2A	MAUSE-H30B-2A	MAUSE-H36B-2A	MAUSE-H36B-2A	MAUSE-H48B-2A	MAUSE-H60B-2A
	Outdoor Unit		MO1HE-H18B-2A	MO1HE-H24B-2A	MO1HE-H30B-2A	MO1HE-H36B-2A	MO1SE-H36B-2A	MO1HE-H48B-2A	MO1HE-H60B-2A
Performance									
Power Supply	IDU	V, Ph, Hz	115/208/230, 1, 60						
	ODU	V, Ph, Hz	208/230, 1, 60						
SEER2(AHRI 210/240-2023)	Cooling Capacity	Btu/h	18,000	24,000	30,000	36,000	36,000	48,000	54,000
	Heating Capacity	Btu/h	18,000	24,000	33,000	36,000	37,000	48,000	55,000
	SEER2	Btu/W	19.0	18.6	17.2	17.7	18.0	17.5	17.5
	EER2	Btu/W	12.5	12.0	12.0	12.0	12.0	12.0	12.0
	HSPF2 (Region IV)	Btu/W	10.1	10.0	10.8	10.0	10.0	9.5	9.5
	HSPF2 (Region V)	Btu/W	8.5	8.1	8.8	8.0	8.2	7.7	7.7
Heating at 5°F (-15°C)	Rated capacity	Btu/h	18,600	20,600	33,200	32,600	37,400	48,000	54,000
	COP	W/W	2.12	2.14	1.97	2.06	1.9	2.0	1.9
Indoor unit									
Air Flow Volume	Turbo/Hi /Mi/Lo/Si	CFM	618/577/530/489/489	824/759/695/630/630	989/895/806/712/712	1236/1148/1060/971/971	1236/1148/1060/971/971	1601/1442/1266/1089/1089	1801/1648/1501/1236/1236
Noise Level	Turbo/Hi /Mi/Lo/Si	dB(A)	43/43/41/37/37	48/48/44/33/33	49/47/46/32/32	50/50/48/32/32	48/47/15/33/33	53/53/50/34/34	60/57/55/37/37
Dimension	W×D×H	mm	368×546×1368	368×546×1368	445×546×1476	445×546×1476	445×546×1476	546×546×1526	546×546×1526
	W×D×H	inch	14-1/2×21-1/2×53-7/8	14-1/2×21-1/2×53-7/8	17-1/2×21-1/2×58-1/8	17-1/2×21-1/2×58-1/8	17-1/2×21-1/2×58-1/8	21-1/2×21-1/2×60-1/8	21-1/2×21-1/2×60-1/8
Net Weight		kg	55.8	55.8	67.7	67.7	67.7	84.6	85.3
		lbs.	123	123	149	149	149	187	188
Piping Size	Liquid Side	inch	3/8						
	Gas Side	inch	3/4						