

R454b Refrigerant

SUBMITTAL DATA SHEET



Series Name: EP Energy Star Series
Model Number: MSEHU-H09B-2A/MO1ES-H09B-2A

High Wall Heat Pump System

Location:	Approval:
Engineer:	Date:
Submitted to:	Construction:
Submitted by:	Unit #:
Reference:	Drawing #:



INDOOR SPECIFICATION

Indoor Air Flow (Turbo/H/M/L/Si) (CFM)	441 / 324 / 230 / 177 / 147
Indoor Noise Level (Turbo/H/M/L/Si) (dBA)	48 / 43 / 31 / 18 / 17
Dimension (WxDxH)	inch 31-3/8 x 8-7/8 x 11-5/8
	mm 795 x 225 x 295
Package (WxDxH)	inch 36-1/4 x 12-1/4 x 14-5/8
	mm 920 x 310 x 370
Net/Gross Weight	lbs 23 / 30
	kg 10.6/13.6

OUTDOOR SPECIFICATION

Compressor Type	ROTARY
Compressor Model	KSK103D33UEZ3
Refrigerant	R454B
Refrigerant Oil Charge(mL)	310
Refrigerant Oil	VG74
Outdoor Air Flow (Max) (CFM)	1,235
Outdoor Noise Level (dBA)	52.5
Dimension (WxDxH)	inch 30-1/8 x 11-7/8 x 21-7/8
	mm 765 x 303 x 555
Package (WxDxH)	inch 34-7/8 x 13-1/4 x 24
	mm 887 x 337 x 610
Net/Gross Weight	lbs 63 / 68
	kg 28.2 / 30.7

EFFICIENCY

Cooling		Heating	
SEER2	25.8	HSPF2-4	12.5
EER2	14.9	COP	3.90

PERFORMANCE of Cooling

Cooling (Btu/hr)	
Rated Capacity	9,000
Min/Max Capacity	2,200~13,000
Moisture Removal(L/h)	0.6
Standard Operating Range(*F/*C)	-13~122 (-25 ~ 50)
Conditions:	Indoor: 80°F DB/67°F WB Outdoor: 95°F DB/75°F WB

PERFORMANCE of Heating

Heating (Btu/hr)	
1. @ 47°F Rated	10,000
1. @ 47°F Min/Max Capacity	4,100~13,800
2. @ 17°F Rated	8,100
3. @ 5°F Rated: Capacity / COP	8,000/2.36
3. @ 5°F Max: Capacity	8,000
Standard Operating Range(*F/*C)	-13~75 (-25 ~ 24)
1. Conditions:	Indoor: 70°F DB/60°F WB Outdoor: 47°F DB/43°F WB
2. Conditions:	Indoor: 70°F DB/60°F WB Outdoor: 17°F DB/15°F WB
3. Conditions:	Indoor: 70°F DB/60°F WB Outdoor: 5°F DB/5°F WB

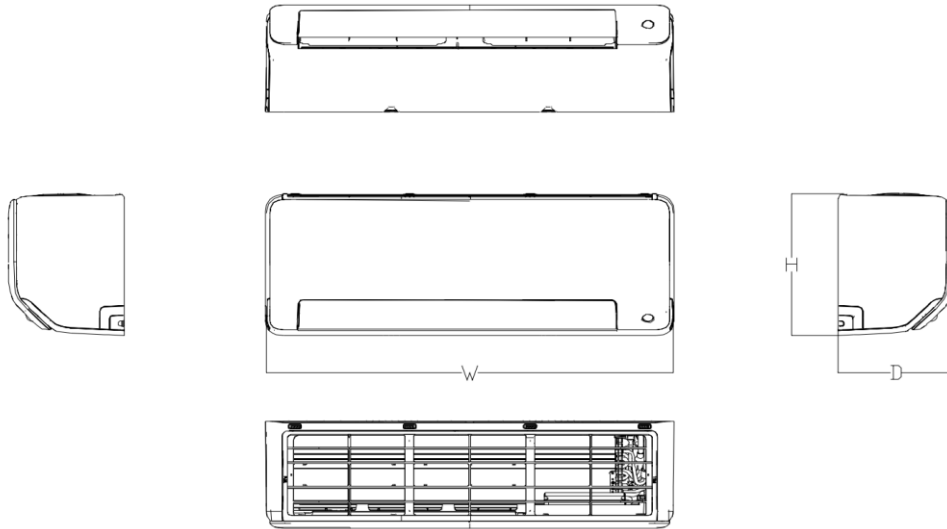
ELECTRICAL

Power Supply	208/230V,60Hz,1Ph
System MCA	12.0
Connection Wiring	AWG 14/4
System MOCP	15.0
Compressor RLA	7.3
Outdoor Fan Motor RLA	0.6
Outdoor Fan Motor W	34
Indoor Fan Motor RLA	0.5
Indoor Fan Motor W	20
System Power Input @ Cooling (W)	604 (180 ~ 990)
System Power Input @ Heating (W)	750 (225 ~ 1,130)
MCA: Min. circuit amps (A)	MOCP: Max. over current protection (A)
RLA: Rated load amps (A)	W: Fan motor rated output (W)

PIPING

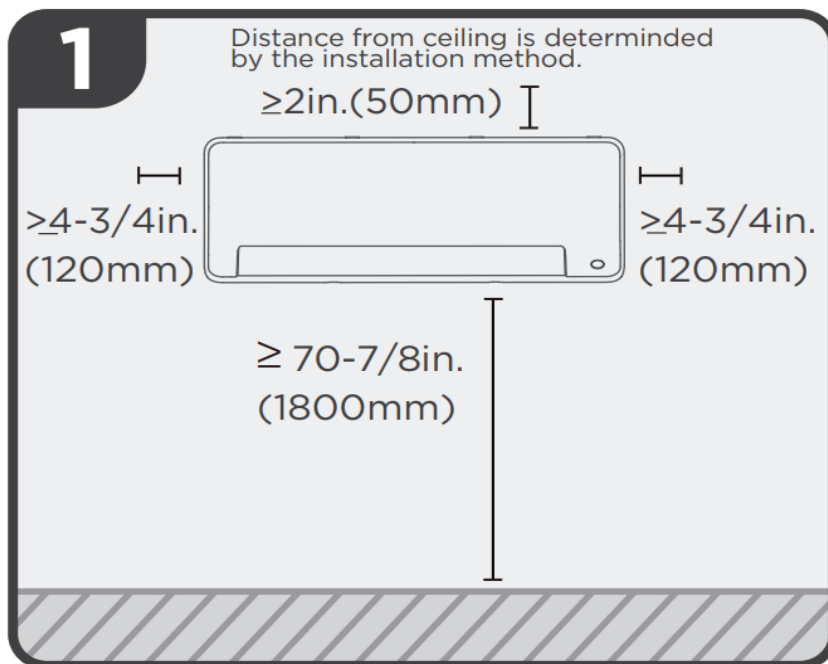
Throttle type(Indoor)	N/A
Throttle type(Outdoor)	EXV
Liquid Size	1/4" (6.35mm)
Gas Size	3/8" (9.52mm)
Max. Piping Length(ft/m)	82 (25)
Max. Height Difference(ft/m)	49 (15)
Max. Pre-charged Length(ft/m)	25 (7.5)
Refrigerant Pre-charged Amount(oz/g)	32 (0.92)
Additional Charge of Refrigerant((oz/ft)/(g/r	0.16 (15)
Connection Method	Flared

Indoor Unit Dimension



Capacity	Body Code	Unit	W	D	H
6k~12k	B	mm	795	225	295
		inch	31-3/8	8-7/8	11-5/8
12k~18k	C	mm	965	239	319
		inch	38	9-3/8	12-1/2
24k~36k	D	mm	1140	275	370
		inch	44-7/8	10-7/8	14-1/2

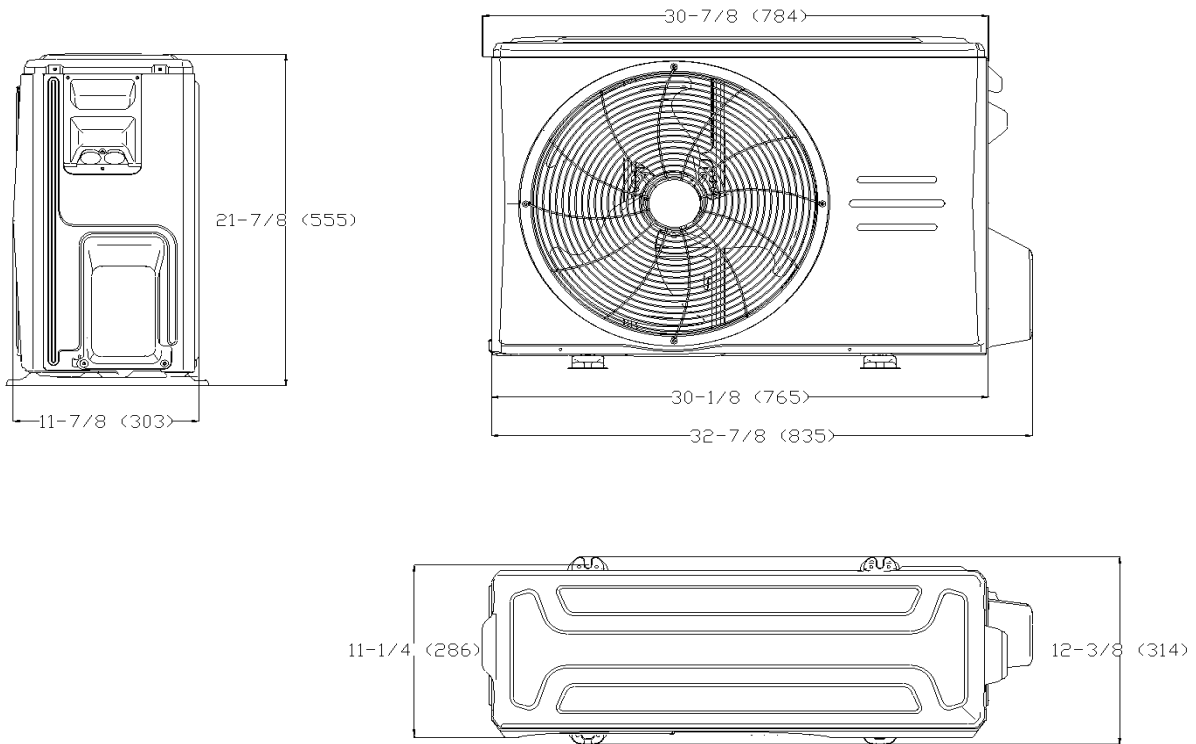
Installation Instruction



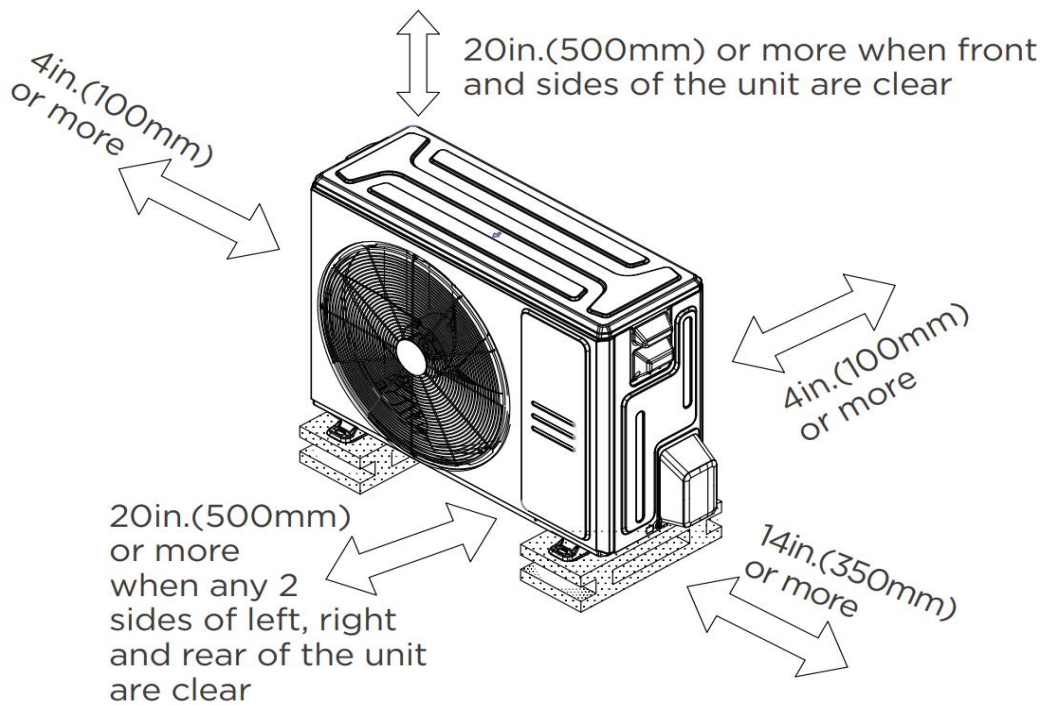
Select Installation Location

Outdoor Unit Dimension

Unit: inch (mm)



Installation Instruction



FEATURES

- Intelligent eye
- Easy maintenance design
- Indoor unit TU1 copper coil
- Humidity control
- 1~100% fan speed setting
- WiFi capability: through WiFi dongle or wired controller with built-in WiFi
- OTA(by using WiFi dongle)
- Multiple control options available:
 - Two way communication wired controller:120N(X6)
 - Two way communication wired controller with built-in WiFi:120N(X6W)
 - Infrared wired controller: 120L
 - Wireless remote controller
 - Third-Party 24V Thermostat*

*24V interface is required.

North American HVAC Products Ltd.

Add.: #100 5118 N Fraser Wy, Burnaby, BC V5J 0H1

Tel: 604-430-8496 info@nahvac.com www.nahvac.com

Midea reserves the right to change the specifications of the product, and to withdraw or replace products without prior notification or public announcement.
Midea is constantly developing and improving its products.