

# R454b Refrigerant

# SUBMITTAL DATA SHEET



Series Name: AG Entry Series  
Model Number: MSGNS-H09B-1A/MO1BS-H09B-1A

## High Wall Heat Pump System

Location:	Approval:
Engineer:	Date:
Submitted to:	Construction:
Submitted by:	Unit #:
Reference:	Drawing #:



### INDOOR SPECIFICATION

Indoor Air Flow (Turbo/H/M/L/Si) (CFM)	312 / 235 / 171 / 135 / 106
Indoor Noise Level (Turbo/H/M/L/Si) (dBA)	44 / 37 / 33 / 23 / 19
Dimension (W×D×H)	inch 28-5/8 x 8-1/4 x 11-1/2
	mm 726 x 210 x 291
Package (W×D×H)	inch 31-1/8 x 10-5/8 x 14-3/4
	mm 790 x 270 x 375
Net/Gross Weight	lbs 18/26
	kg 8.3/10.7

### OUTDOOR SPECIFICATION

Compressor Type	ROTARY
Compressor Model	KSK103D33UEZ3
Refrigerant	R454B
Refrigerant Oil Charge(mL)	310
Refrigerant Oil	VG74
Outdoor Air Flow (Max) (CFM)	1,294
Outdoor Noise Level (dBA)	53
Dimension (W×D×H)	inch 30-1/8 x 11-7/8 x 21-7/8
	mm 765 x 303 x 555
Package (W×D×H)	inch 34-7/8 x 13-1/4 x 24
	mm 887 x 337 x 610
Net/Gross Weight	lbs 57/62
	kg 25.7/28.2

### EFFICIENCY

Cooling		Heating	
SEER2	21.5	HSPF2-4	9.1
EER2	12.5	COP	3.15

### PERFORMANCE of Cooling

Cooling (Btu/hr)	
Rated Capacity	9,000
Min/Max Capacity	2,900~10,500
Moisture Removal(L/h)	1.0
Standard Operating Range(*F/°C)	-13~122 (-25 ~ 50)
Conditions:	Indoor: 80°F DB/67°F WB Outdoor: 95°F DB/75°F WB

### PERFORMANCE of Heating

Heating (Btu/hr)	
1. @ 47°F Rated	10,000
1. @ 47°F Min/Max Capacity	2,400~11,200
2. @ 17°F Rated	6,600
3. @ 5°F Rated: Capacity / COP	7,000 / 1.95
3. @ 5°F Max: Capacity	7,000
Standard Operating Range(*F/°C)	-13~75 (-25 ~ 24)
1. Conditions:	Indoor: 70°F DB/60°F WB Outdoor: 47°F DB/43°F WB
2. Conditions:	Indoor: 70°F DB/60°F WB Outdoor: 17°F DB/15°F WB
3. Conditions:	Indoor: 70°F DB/60°F WB Outdoor: 5°F DB/5°F WB

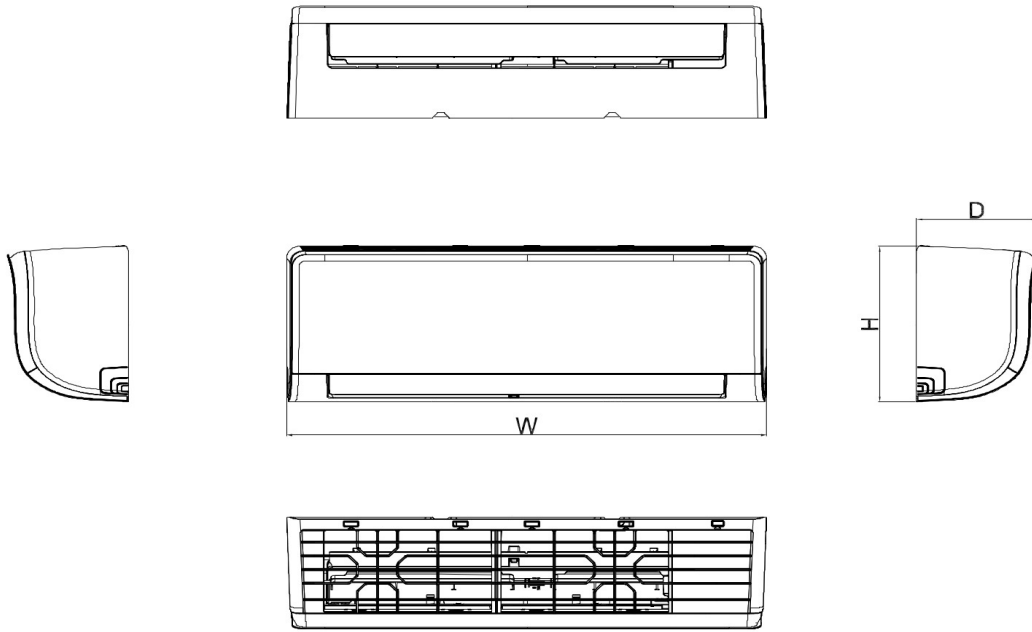
### ELECTRICAL

Power Supply	115V,60Hz,1Ph
System MCA	18.0
Connection Wiring	AWG 14/4
System MOCP	20.0
Compressor RLA	13.5
Outdoor Fan Motor RLA	0.5
Outdoor Fan Motor W	34
Indoor Fan Motor RLA	0.3
Indoor Fan Motor W	20
System Power Input @ Cooling (W)	720 (300 ~ 880)
System Power Input @ Heating (W)	930 (320 ~930)
MCA: Min. circuit amps (A)	MOCP: Max. over current protection (A)
RLA: Rated load amps (A)	W: Fan motor rated output (W)

### PIPING

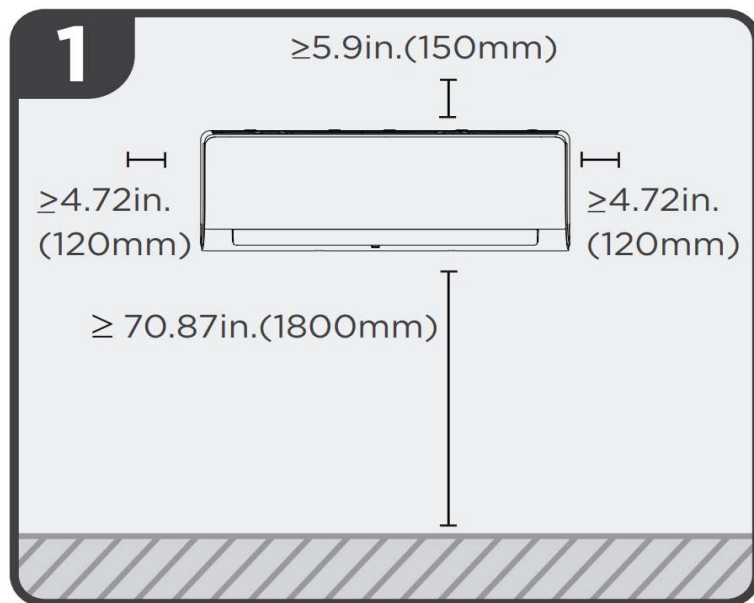
Throttle type(Indoor)	N/A
Throttle type(Outdoor)	Capillary
Liquid Size	1/4" (6.35mm)
Gas Size	3/8" (9.52mm)
Max. Piping Length(ft/m)	82 (25)
Max. Height Difference(ft/m)	49 (15)
Max. Pre-charged Length(ft/m)	25 (7.5)
Refrigerant Pre-charged Amount(oz/g)	22 (0.61)
Additional Charge of Refrigerant((oz/ft)/(g/r	0.16 (15)
Connection Method	Flared

### Indoor Unit Dimension



Capacity	Body Code	Unit	W	D	H
9k	A	mm	726	210	291
		inch	28-5/8	8-1/4	11-1/2
12k	B	mm	835	208	295
		inch	32-7/8	8-1/4	11-5/8
18k	C	mm	969	241	320
		inch	38-1/8	9-1/2	12-5/8
24k	D	mm	1083	244	336
		inch	42-5/8	9-5/8	13-1/4
30k~36k	F	mm	1259	283	362
		inch	49-5/8	11-1/8	14-1/4

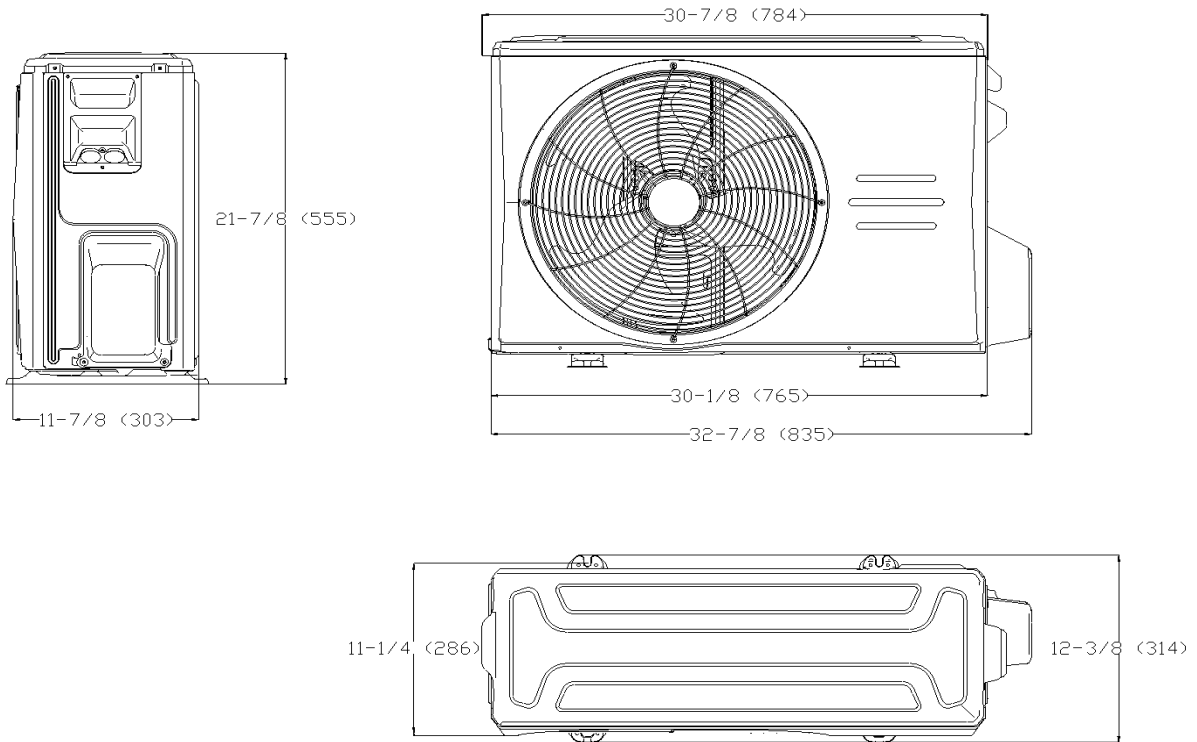
### Installation Instruction



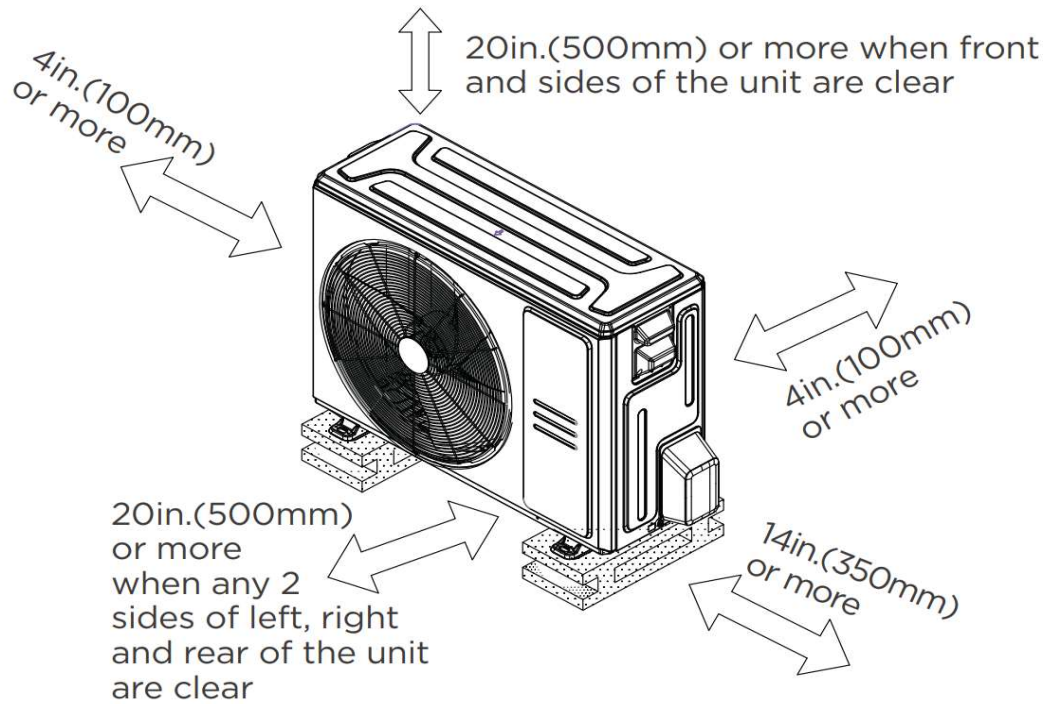
Select Installation Location

### Outdoor Unit Dimension

Unit: inch (mm)



### Installation Instruction



## FEATURES

- Indoor unit TU1 copper coil
- Humidity control
- 1~100% fan speed setting
- WiFi capability: through WiFi dongle or wired controller with built-in WiFi
- OTA(by using WiFi dongle)
- Multiple control options available:
  - Two way communication wired controller:120N(X6)
  - Two way communication wired controller with built-in WiFi:120N(X6W)
  - Infrared wired controller: 120L
  - Wireless remote controller
  - Third-Party 24V Thermostat\*

\*24V interface is required.