

R454b Refrigerant

SUBMITTAL DATA SHEET



Series Name: Slim Duct Energy Star Series
Model Number: MDHUU-H24B-2A/MO1ES-H24B-2A

Slim Duct Heat Pump System

Location:	Approval:
Engineer:	Date:
Submitted to:	Construction:
Submitted by:	Unit #:
Reference:	Drawing #:



INDOOR SPEINDOOR SPECIFICATIONCIFICATION

Indoor Air Flow (Turbo/H/M/L/Si) (CFM)	854 / 706 / 618 / 500 / 500
Indoor Noise Level (Turbo/H/M/L/Si) (dBA)	43 / 40 / 38 / 36 / 30
Indoor static pressure range	0-0.8
Dimension (WxDxH)	inch 39-3/8 x 29-1/2 x 9-5/8
	mm 1000 x 750 x 245
Package (WxDxH)	inch 48-1/4 x 33-7/8 x 12
	mm 1225 x 860 x 304
Net/Gross Weight	lbs 80 / 92
	kg 36.5 / 41.7

OUTDOOR SPECIFICATION

Compressor Type	ROTARY
Compressor Model	KTM240D46UKT2
Refrigerant	R454B
Refrigerant Oil Charge(mL)	620
Refrigerant Oil	9.3
Outdoor Air Flow (Max) (CFM)	2,237
Outdoor Noise Level (dBA)	60
Dimension (WxDxH)	inch 37-1/4 x 16-1/8 x 31-7/8
	mm 946 x 410 x 810
Package (WxDxH)	inch 42-7/8 x 19-5/8 x 34-7/8
	mm 1090 x 500 x 885
Net/Gross Weight	lbs 122 / 132
	kg 55.4 / 60.0

EFFICIENCY

Cooling		Heating	
SEER2	19.0	HSPF2-4	11.0
EER2	12.5	COP	3.64

PERFORMANCE of Cooling

Cooling (Btu/hr)	
Rated Capacity	24,000
Min/Max Capacity	8,500~28,300
Moisture Removal(L/h)	2.14
Standard Operating Range(°F/°C)	-13~122 (-25 ~ 50)
Conditions:	Indoor: 80°F DB/67°F WB Outdoor: 95°F DB/75°F WB

PERFORMANCE of Heating

Heating (Btu/hr)	
1. @ 47°F Rated	25,000
1. @ 47°F Min/Max Capacity	11,800~35,100
2. @ 17°F Rated	21,200
3. @ 5°F Rated: Capacity / COP	19,000/2.30
3. @ 5°F Max: Capacity	19,000
Standard Operating Range(°F/°C)	-13~75 (-25 ~ 24)
1. Conditions:	Indoor: 70°F DB/60°F WB Outdoor: 47°F DB/43°F WB
2. Conditions:	Indoor: 70°F DB/60°F WB Outdoor: 17°F DB/15°F WB
3. Conditions	Indoor: 70°F DB/60°F WB Outdoor: 5°F DB/5°F WB

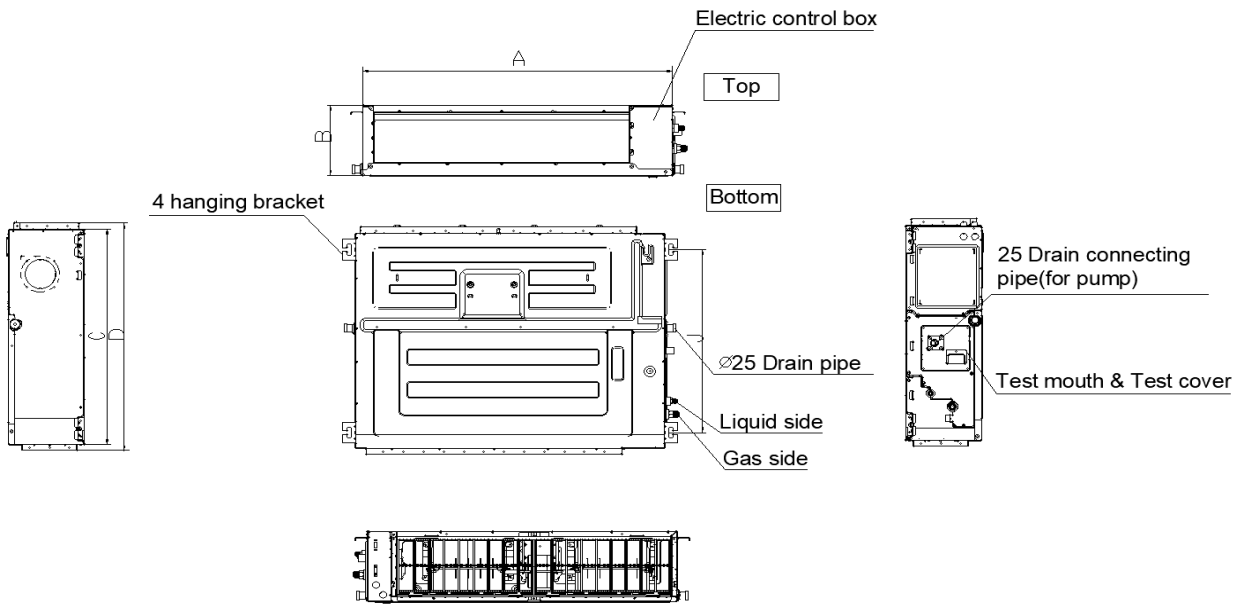
ELECTRICAL

Power Supply	208/230V,60Hz,1Ph
System MCA	24.0
Connection Wiring	AWG 14/4
System MOC	25.0
Compressor RLA	15.4
Outdoor Fan Motor RLA	1.0
Outdoor Fan Motor W	120
Indoor Fan Motor RLA	2.2
Indoor Fan Motor W	165
System Power Input @ Cooling (W)	1,920 (960 ~ 2,710)
System Power Input @ Heating (W)	2,010 (725 ~3,000)
MCA: Min. circuit amps (A)	MOC: Max. over current protection (A)
RLA: Rated load amps (A)	W: Fan motor rated output (W)

PIPING

Throttle type(Indoor)	N/A
Throttle type(Outdoor)	EXV+Throttle valve
Liquid Size	3/8" (9.52mm)
Gas Size	5/8" (15.9mm)
Max. Piping Length(ft/m)	164 (50)
Max. Height Difference(ft/m)	82 (25)
Max. Pre-charged Length(ft/m)	25 (7.5)
Refrigerant Pre-charged Amount(oz/kg)	71 (2.00)
Additional Charge of Refrigerant((oz/ft)/(g/m)	0.32 (30)
Connection Method	Flared

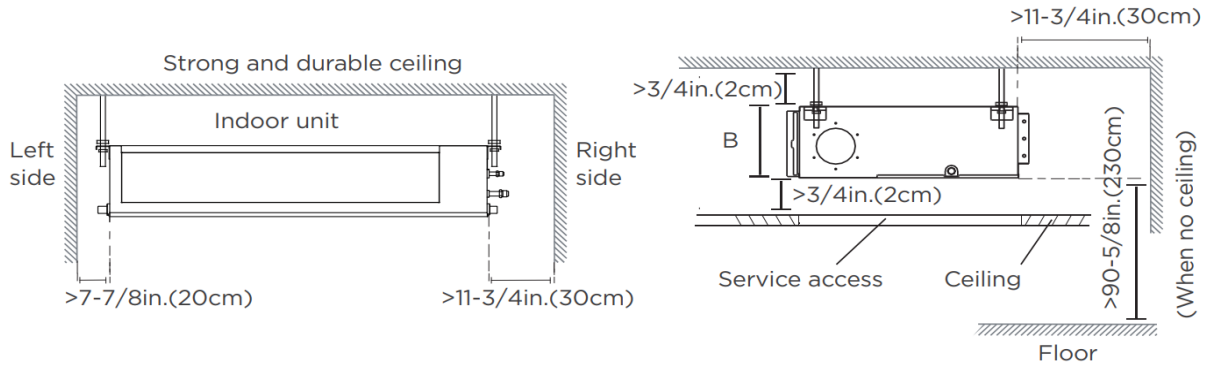
Indoor Unit Dimension



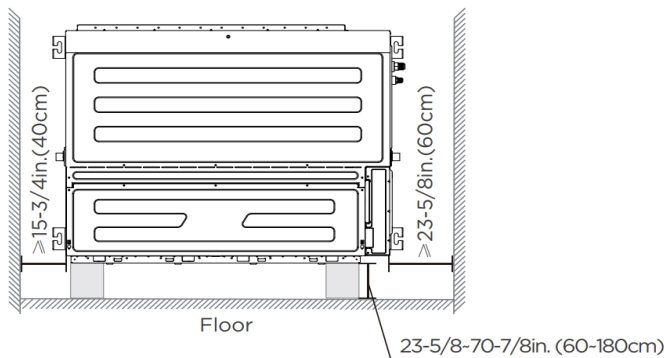
MODEL	A	B	C	D	inch (mm)
9~12K	27-1/2 (700)	9-5/8 (245)	29-1/2 (750)	31-1/4 (795)	
18K~24K	39-3/8 (1000)	9-5/8 (245)	29-1/2 (750)	31-1/4 (795)	
36K~48K	47-1/8 (1200)	11-7/8 (300)	29-1/2 (750)	31-1/4 (795)	
60K	55-1/8 (1400)	15 (380)	31-1/2 (800)	33-1/4 (845)	

Installation Instruction

1) Ceiling-mounted

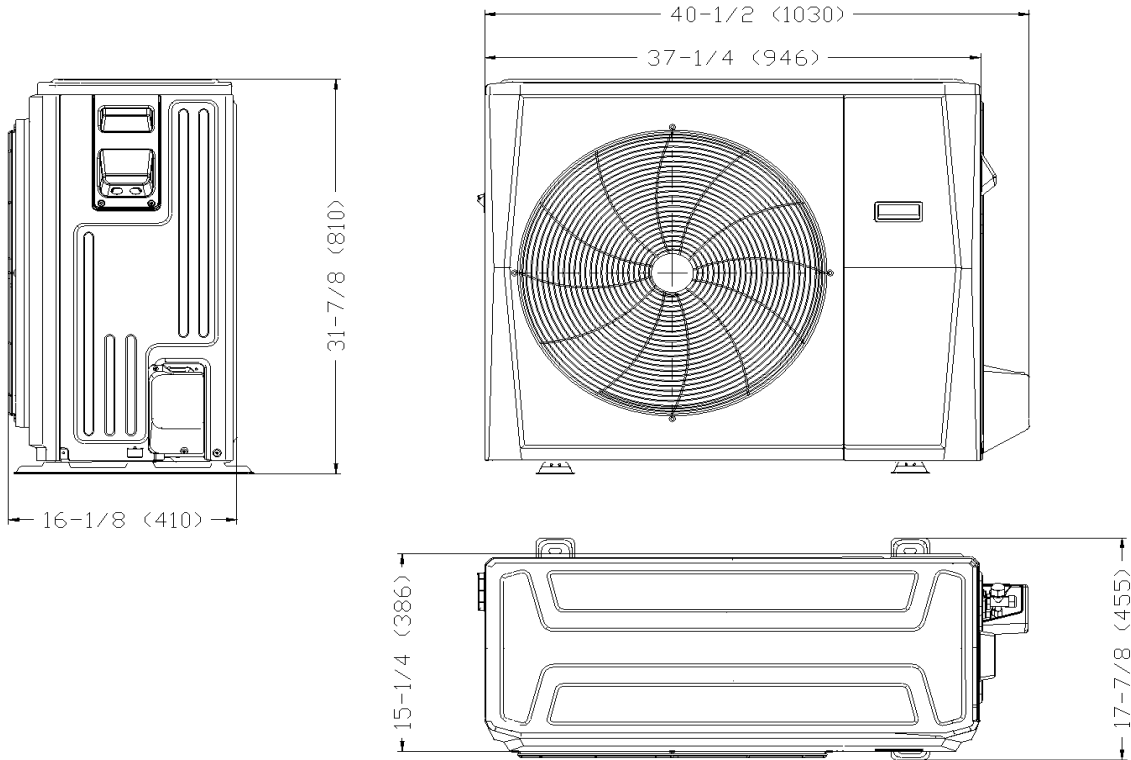


2) Wall-mounted

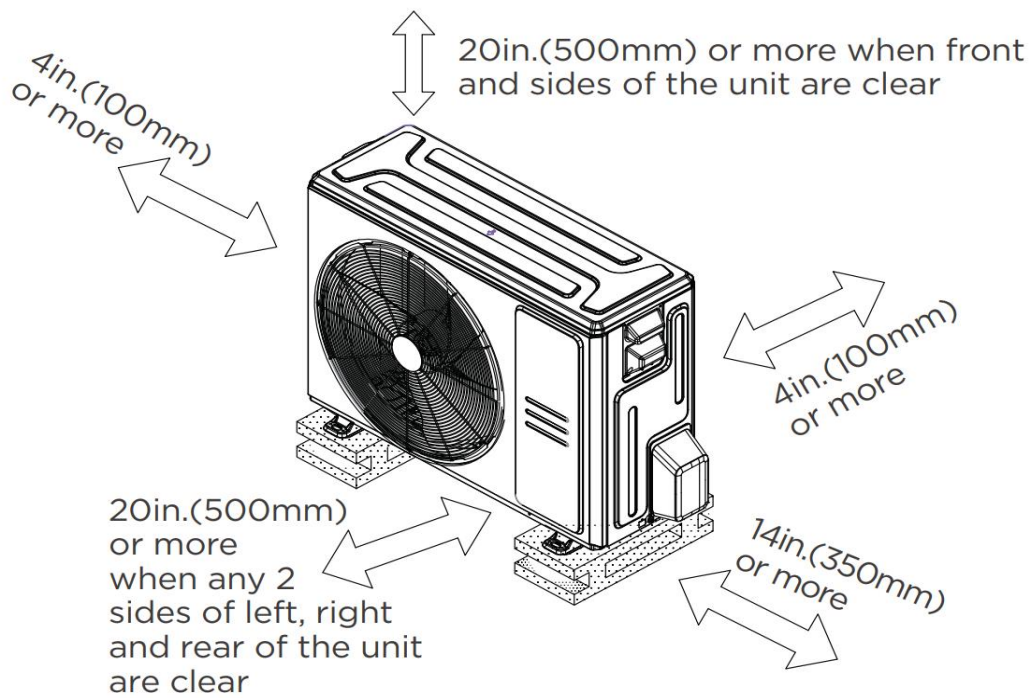


Outdoor Unit Dimension

Unit: inch (mm)

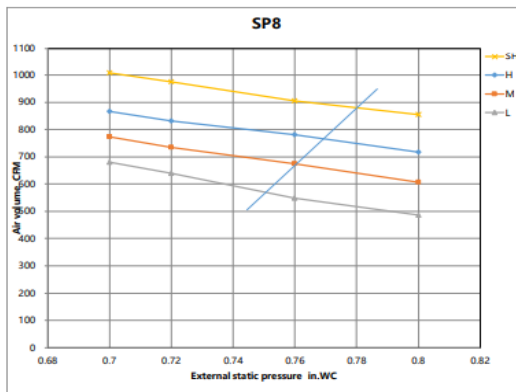
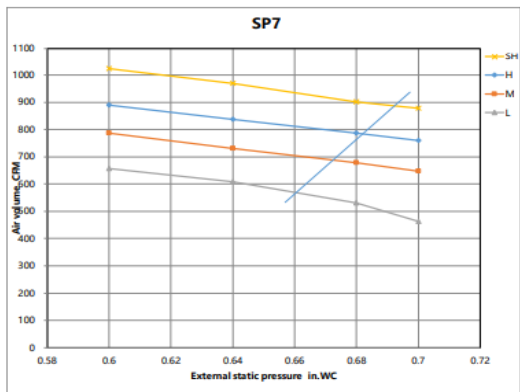
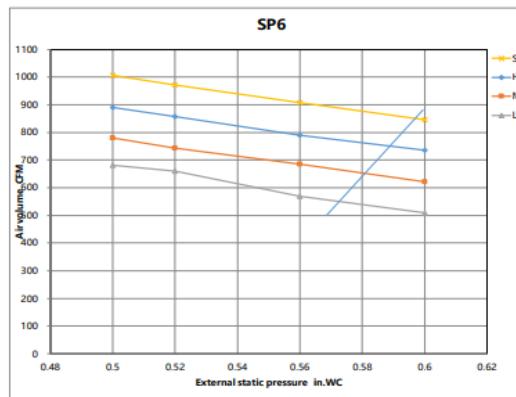
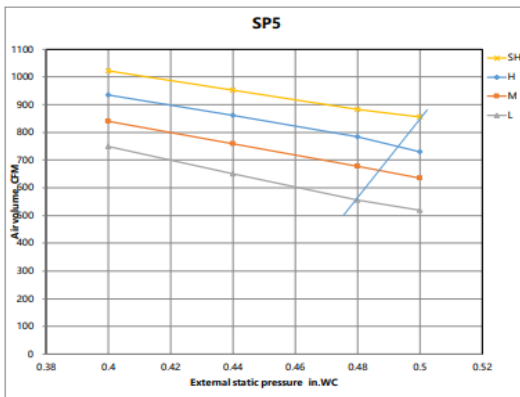
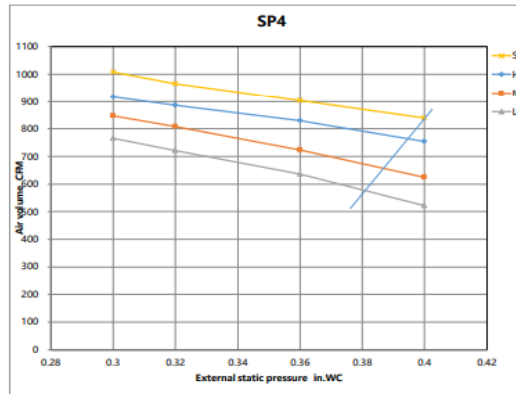
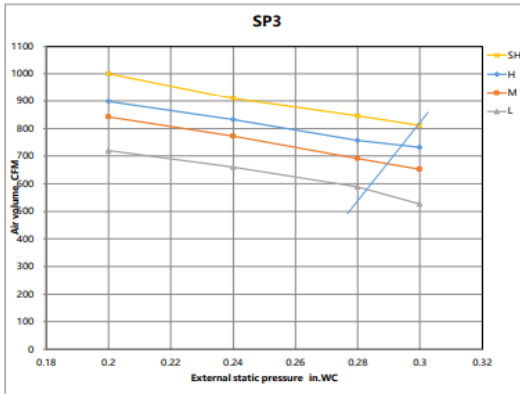
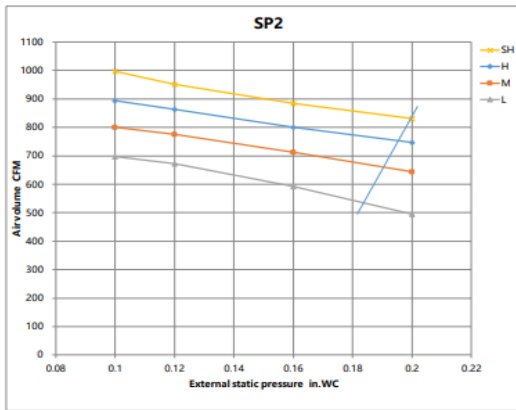
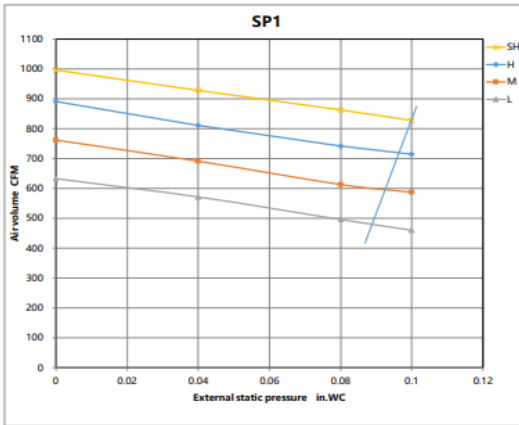


Installation Instruction

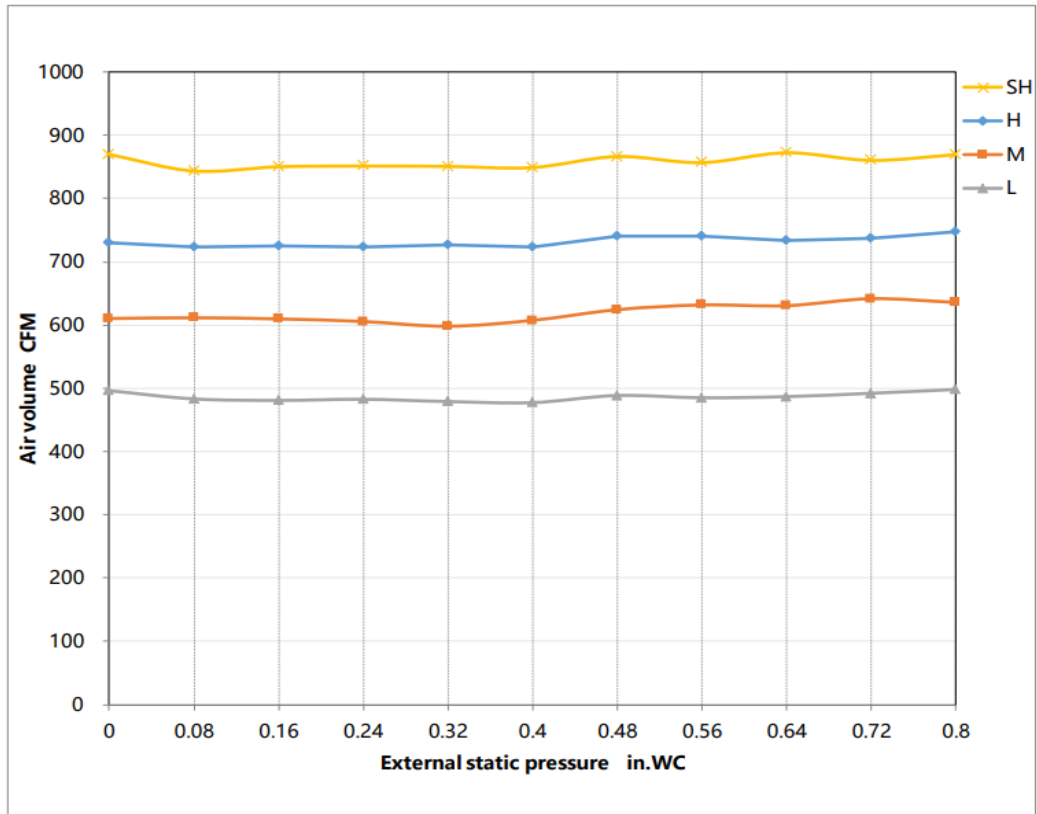


Fan performance

The default setting is SP1, which can be changed to SP2,3,4,5,6,7,8 using the wired controller.



Constant air volume



FEATURES

- Compatible with both horizontal and vertical installation
- Static pressure up to 0.8 in.w.g(for all models)
- Static pressure setting stages: 8
- Refrigerant leakage detection sensor
- Constant airflow
- Built-in pump
- i-clean
- Fan speed stages: 1~100%
- WiFi capability: through wired controller with built-in WiFi
- OTA(by using wired controller 120N(X6W))
- 2-pin connector(HA/HB) for programmable wired controller
- Multiple control options available:
 - Two way communication wired controller:120N(X6)
 - Two way communication wired controller with built-in WiFi:120N(X6W)
 - Infrared wired controller: 120L
 - Wireless remote controller
 - Third-Party 24V Thermostat*

*24V interface is required.

North American HVAC Products Ltd.

Add.: #100 5118 N Fraser Wy, Burnaby, BC V5J 0H1

Tel: 604-430-8496 info@nahvac.com www.nahvac.com

Midea reserves the right to change the specifications of the product, and to withdraw or replace products without prior notification or public announcement.
Midea is constantly developing and improving its products.